

EXAIR®

MANUFACTURING INTELLIGENT COMPRESSED AIR PRODUCTS SINCE 1983



COAT



CLEAN



**CAUTION
COOL**



CONVEY



CONSERVE

**32
CATALOG**



NEW Soft Grip Super Air Scraper™ pg. 103

NEW Hazardous Location Cabinet Cooler® Systems pg. 199

YOU REQUESTED THIS CATALOG AND PRICE LIST.
PLEASE SEE MAILING LABEL ON BACK COVER.



Stay up to date by visiting our website and take advantage of the information and services we didn't have room to display in this catalog.

EXAIR.com®

The digital home of Intelligent Compressed Air® products for industry



Where you can

- **Chat live** with our problem solving, technical expert Application Engineers
- **Watch product videos** to learn more about the features and benefits of our engineered products
- Quickly **order online** with a purchase order or credit card (US & Canada)
- **Access product presentation slides** you can use to educate others
- **Find International Distributors** all across the world



Access our Knowledge Base to

- **Download 3D models** and CAD drawings in multiple formats to place into your drawings
- **Calculate air savings and ROI** to see how quickly EXAIR products will pay off
- Search our **Case Study Library & Applications database** and become familiar with how our products solve problems
- **Use our product FAQ's** for quick access to our most common questions
- Learn about our free **Efficiency Lab** service and use it to **determine air and money savings** you can achieve when installing EXAIR engineered solutions
- Collect compressed air data and pipe sizing recommendations
- **Find** Flow, Force and Heat conversions



Visit our PDF library and download

- Electronic files of **the entire catalog** or individual sections
- **Installation and Maintenance Guides** on every EXAIR product
- Our current **price list** to have all product prices in one convenient location
- EXAIR's **Air Nozzle Blowoff Guide** to see the details on our enormous selection of sizes, materials and performance options



Follow our blog for 5 new entries a week and learn

- Details and installations of widely varied applications
- The methodology and results of critical mathematical formulas which help determine money savings, air savings, performance benefits and more
- New product releases before they reach our catalog or website
- More about EXAIR, our team and community involvement
- **Go to** blog.exair.com



@EXAIR



Make social connections

- Watch **over 90 videos** on EXAIR's YouTube Channel and see product features and benefits, applications, Tips & Tricks, How-to, our team members, or be entertained by Professor Penurious!
- **Follow our Company on Twitter @EXAIR** or our Application Engineers and learn more about promotions, updates on manufacturing, engineering and international industry perspective.



@EXAIR_BF



@EXAIR_CB



@EXAIR_EK



@EXAIR_JB



@EXAIR_JS



@EXAIR_NR



@EXAIR_RB



@EXAIR_TD

- **Connect with us on Facebook** at facebook.com/exair or follow us on Instagram.

Not on a PC? Our website is mobile friendly

Terms and Conditions	4
Efficiency Lab	5
Standards Compliance.....	208

6



EXAIR Optimization

Minimize compressed air use and detect wasteful leaks	
6 Steps to Optimization.....	6
Electronic Flow Control.....	7
Digital Flowmeter with wireless capability.....	10
Digital Flowmeter.....	12
Digital Sound Level Meter.....	15
Ultrasonic Leak Detector.....	16

18



Air Knives

Blowoff, clean, dry and cool with less noise and air consumption	
Super Air Knife	18
Compare Blowoffs	21
Explanation of Materials.....	24
Universal Air Knife Mounting System.....	27
Plumbing Kits.....	27
Standard Air Knife.....	31
Full-Flow Air Knife.....	34

36



Air Wipes

Blowoff, dry, clean and cool pipe, cable, extruded shapes and hose	
Super Air Wipes	36
Standard Air Wipes	40

42



Air Amplifiers

Vent, exhaust, cool, dry and clean - with no moving parts	
Super Air Amplifiers.....	44
Adjustable Air Amplifiers	48

50



Air Nozzles and Jets

Reduce noise levels and air costs on blowoff operations	
Air Nozzles.....	50
Air Nozzle Comparison Chart	52
Super Air Nozzles.....	53
Flat Super Air Nozzles	55
Super Air Scraper	55
Back Blow Air Nozzles	57
Safety Air Nozzles	58
Air Jets.....	59
High Force Air Nozzles.....	61
High Force Air Nozzle Comparison Chart	61
High Force Flat Super Air Nozzles	61
High Force Super Air Nozzles	62
Super Air Nozzle Clusters	65
Stay Set Hoses	65
Swivel Fittings	66
Blowoff Systems.....	67

68



Atomizing Nozzles

All stainless steel construction for durability and corrosion resistance	
1/8 NPT Atomizing Nozzles	69
Internal Mix Narrow Angle Round Atomizing Nozzles.....	69
Internal Mix Wide Angle Round Atomizing Nozzles.....	70
Internal Mix Flat Fan Atomizing Nozzles.....	71
External Mix Narrow Angle Flat Fan Atomizing Nozzles.....	72
Siphon Fed Round Atomizing Nozzles	73
Siphon Fed Flat Fan Atomizing Nozzles	74
1/4 NPT Atomizing Nozzles	75
Internal Mix Narrow Angle Round Atomizing Nozzles.....	75
Internal Mix Wide Angle Round Atomizing Nozzles.....	76
Internal Mix Flat Fan Atomizing Nozzles	77
Internal Mix Deflected Flat Fan Atomizing Nozzles.....	78
Internal Mix 360° Hollow Circular Atomizing Nozzles.....	78
External Mix Round Atomizing Nozzles	79
External Mix Narrow Angle Flat Fan Atomizing Nozzles.....	80
External Mix Wide Angle Flat Fan Atomizing Nozzles.....	81

Atomizing Nozzles continued

Siphon Fed Round Atomizing Nozzles	82
Siphon Fed Flat Fan Atomizing Nozzles	83
1/2 NPT Atomizing Nozzles	84
Internal Mix Narrow Angle Round Atomizing Nozzles.....	84
Internal Mix Wide Angle Round Atomizing Nozzles.....	85
Internal Mix Flat Fan Atomizing Nozzles	86
Internal Mix 360° Hollow Circular Atomizing Nozzles.....	87
External Mix Narrow Angle Flat Fan Atomizing Nozzles.....	88
Siphon Fed Round Atomizing Nozzles	89

90



No Drip Atomizing Nozzles

Eliminate drips to conserve valuable liquids and improve product finishes.	
1/8 NPT No Drip Atomizing Nozzles	91
No Drip Internal Mix Narrow Angle Round Atomizing Nozzles.....	91
No Drip Internal Mix Wide Angle Round Atomizing Nozzles.....	91
No Drip Internal Mix Flat Fan Atomizing Nozzles.....	92
No Drip External Mix Narrow Angle Flat Fan Atomizing Nozzles.....	93
No Drip Siphon Fed Round Atomizing Nozzles	94
No Drip Siphon Fed Flat Fan Atomizing Nozzles	94
1/4 NPT No Drip Atomizing Nozzles	91
No Drip Internal Mix Narrow Angle Round Atomizing Nozzles.....	91
No Drip Internal Mix Wide Angle Round Atomizing Nozzles.....	91
No Drip Internal Mix Flat Fan Atomizing Nozzles.....	92
No Drip Internal Mix Deflected Flat Fan Atomizing Nozzles.....	92
No Drip Internal Mix 360° Hollow Circular Atomizing Nozzles.....	92
No Drip External Mix Round Atomizing Nozzles.....	93
No Drip External Mix Narrow Angle Flat Fan Atomizing Nozzle	93
No Drip External Mix Wide Angle Flat Fan Atomizing Nozzle	93
No Drip Siphon Fed Round Atomizing Nozzles	94
No Drip Siphon Fed Flat Fan Atomizing Nozzles	94
1/2 NPT No Drip Atomizing Nozzles	91
No Drip Internal Mix Narrow Angle Round Atomizing Nozzles.....	91
No Drip Internal Mix Wide Angle Round Atomizing Nozzles.....	91
No Drip Internal Mix Flat Fan Atomizing Nozzles	92
No Drip Internal Mix 360° Hollow Circular Atomizing Nozzles.....	92
No Drip External Mix Narrow Angle Flat Fan Atomizing Nozzles.....	93
No Drip External Mix Wide Angle Flat Fan Atomizing Nozzles.....	93
No Drip Siphon Fed Round Atomizing Nozzles	94
No Drip Siphon Fed Flat Fan Atomizing Nozzles	94
Droplet Size/Spray Angle Information	95

96



Safety Air Guns

Safety air guns use engineered air nozzles for high performance

Chip Shields	97
VariBlast [®] Precision Safety Air Guns	98
Soft Grip Safety Air Guns	100
 Soft Grip Super Air Scraper	103
Heavy Duty Safety Air Guns	104
Back Blow Safety Air Guns	105
Super Blast Safety Air Guns	106

108



Gen4 Static Eliminators

Eliminate static electricity, dust and shock hazard

Gen4 [®] Super Ion Air Knife	110
Static Meter	112
Gen4 [®] Standard Ion Air Knife	116
Gen4 [®] Ionizing Bars	118
Gen4 [®] Super Ion Air Wipes	120
Gen4 [®] Ion Air Cannon	122
Gen4 [®] Ion Air Gun	124
Gen4 [®] Ion Air Jet/Gen4 Stay Set Ion Air Jet	126
Gen4 [®] Ionizing Point	128
Gen4 [®] Power Supplies	129

130



E-Vac[®] Vacuum Generators

Vacuums for lifting, clamping, mounting and placement

How to Build an E-Vac System	131
In-Line	132
Adjustable	135
Vacuum Cups	137

141



Air Operated Conveyors

Convey parts, materials and waste - with no moving parts

Line Vac	141
Threaded Line Vac	147
Heavy Duty Line Vac	150
Sanitary Flange Line Vac	152
Light Duty Line Vac	154

156



Industrial Housekeeping

Reliable vacuums for chip removal, liquid transfer and cleaning

Reversible Drum Vac	156
High Lift Reversible Drum Vac	158
Chip Trapper	160
High Lift Chip Trapper	162
Chip Vac	164
Heavy Duty Dry Vac	166
Heavy Duty HEPA Vac	168
Vac-u-Gun	170

172



Vortex Tubes & Spot Cooling

Cold air for industrial spot cooling problems

Vortex Tubes	172
Adjustable Spot Cooler	180
Mini Cooler	183

184



Cold Gun Aircoolant Systems


Cool machining operations with clean, cold air

188



Cabinet Cooler[®] Systems

Cool and purge NEMA 12, 4 and 4X electrical control panels

How it Works	189
Selecting the Right Model	189
Special Duty Cabinet Coolers	190
Calculating Heat Load	192
Cabinet Cooler Sizing Guide	193
NEMA 12 Models	195
NEMA 4 Models	196
NEMA 4X Models	197
Cabinet Cooler System Accessories	198
 Hazardous Location Cabinet Coolers	199

201



Accessories

Mufflers, filters, regulators, valves, swivel fittings and more

Filters	201
Regulators	202
Silencing Mufflers	203
Valves, Swivels, Thermostats	205
Magnetic Bases, Stay Sets, Hoses	206
Air Hoses	206
Fittings	207
Receiver Tank	207

ORDER BY
2 PM
SHIPS SAME DAY

Catalog item orders received before 2 pm EDT/EST are generally shipped from Cincinnati, Ohio on the same day. You can expect delivery within 1-4 days depending on your location.

Terms and Conditions (U.S. and Canada Only)

Terms: Net 30 days upon credit approval, Visa, MasterCard, Discover and American Express.



ICC (International Chamber of Commerce) INCOTERM 2010: EX WORKS (EXAIR Corporation, 11510 Goldcoast Dr., Cincinnati, Ohio 45249, USA.)

Delivery: All cataloged products are shipped from stock, via U.P.S. within 24 hours after receipt of order. Priority shipment is available upon request.

Ordering: Call 1-800-903-9247 or +1-513-671-3322 Worldwide 7:00 a.m. to 4:00 p.m. ET (Mon. - Fri.)
 Fax toll free 1-866-329-3924 or Worldwide +1-513-671-336
 E-mail: orders@exair.com Secure website: www.exair.com

Remit to address (payments only): EXAIR Corporation Location 00766, Cincinnati, Ohio 45264-0766

Tax: Sales and use tax, where applicable, are not included.

Technical Assistance: Please call our Application Engineering Department, 1-800-90-EXAIR (1-800-903-9247) e-mail at techelp@exair.com.



Warranty:

*5 Year Warranty applies to compressed air products only.
 A 1 Year Warranty applies to all accessories and electrically powered products.

5 Year "Built to Last" Warranty against defects in workmanship and materials on all compressed air products*. Defective products must be returned freight prepaid for repair or replacement at our option. This warranty applies under conditions of normal use, but does not apply to defects that result from intentional damage, negligence, unreasonable use, wear or exposure.

EXAIR's Unconditional Guarantee: Extends to all U.S. and Canadian customers and includes invoiced U.P.S. Ground Service shipping charges. Products returned after the 30 day guarantee period are subject to a 15% restocking charge. Products must be returned freight prepaid.



Copyright Restrictions: The content of the EXAIR Catalog, including all photos, graphics, drawings and arrangements are proprietary to EXAIR Corporation and are protected by the United States and international copyright and trademark laws. You are authorized to use the contents of the EXAIR Catalog for personal use or as it relates to your role as a current or prospective customer of EXAIR. The contents of this catalog may not be copied or modified for any type of publication or distribution without the prior written consent of EXAIR Corporation. The content of the EXAIR Catalog is the intellectual property solely of the EXAIR Corporation with no rights transferred to other parties. No part of this catalog may be reproduced for any commercial purposes without the express authorization in writing by the EXAIR Corporation.

Trademarks: "EXAIR.com", "EXAIR", "Cabinet Cooler", "E-Vac", "Intelligent Compressed Air", "VariBlast", "Gen4" and "Compressed Air Intelligence" are registered trademarks of the EXAIR Corporation. The EXAIR logo, product names, designs and descriptive phrases are trademarked by EXAIR Corporation. These trademarks may not be used without prior written permission of the EXAIR Corporation.



11510 Goldcoast Dr.
 Cincinnati, Ohio 45249-1621
Phone Number: (513) 671-3322
Fax Number: (513) 671-3363
E-mail: techelp@exair.com
Web Site: www.exair.com



Intelligent Compressed Air® products are identified throughout this catalog that can help your plant save tens of thousands of dollars over the course of a single year. *The Best Practices for Compressed Air Systems* manual published by the Compressed Air Challenge® recommends products like the Super Air Knife™, Super Air Amplifier™, and the Family of Super Air Nozzles™ for energy conservation. Many of the products shown offer unique ways to solve common industrial problems using compressed air. Compressed Air Challenge is a registered trademark of Compressed Air Challenge, Inc.



EXAIR has partnered with Energy Star, a voluntary program of the U.S. Department of Energy and the Environmental Protection Agency. Energy Star offers energy efficient solutions to help save money while protecting the environment for future generations. EXAIR has implemented improved energy management practices and technologies throughout our facility, including energy efficient lighting, HVAC systems, and electronic thermostats. EXAIR's participation in this program underscores our commitment to conserving energy.

EXAIR products are subject to ongoing development. Specifications are subject to change without notice.

Some products in this catalog are covered by U.S. Patent #5402938, #8153001, #8268179, and #9156045, and others may be U.S. Patent Pending.

Copyright ©2018 EXAIR Corporation. All Rights Reserved.

EXAIR®

EFFICIENCYLAB™



EXAIR's Intelligent Compressed Air® products vs Your current installation

How does the Efficiency Lab work?

Our Efficiency Lab service begins with receiving a sample of the product(s) you currently use for your application. One of our qualified Application Engineers will use calibrated testing equipment to compare the performance of your existing product(s) to an EXAIR engineered solution. These tests will determine air consumption, noise levels and force. The test results will then be published in a comprehensive report, which includes a cost savings analysis, and be provided to you. For most applications, EXAIR products can help you improve application efficiency AND typically pay for themselves in a matter of weeks.

How can I get a product tested for free?

To participate in our FREE Efficiency Lab please contact one of our Application Engineers and get the details about sending us your product(s).

You may reach an Application Engineer by phone at (800) 903-9247 or (513) 671-3322. You can send an email to lab@exair.com or visit our website and take advantage of our live help at www.exair.com.

EXAIR's FREE Efficiency Lab service determines how much air and dollar savings you will achieve by installing one of our Intelligent Compressed Air products.

Unable to send your product to EXAIR's Efficiency Lab?

If it is not possible to send us your product, we have a one page Product Efficiency Survey on our website (www.exair.com/labdoc.htm) where you can provide us the details about a current inefficient compressed air application. Fill in the information and click submit. You will hear from one of our Application Engineers within 3 business days.

Okay, so what is the fine print?

This service is available to all customers in the U.S. and Canada only. Some restrictions may apply.

What about confidentiality?

Yes, EXAIR will keep the results of our Efficiency Lab test and report confidential unless given permission to share that information with others.

Products must be shipped to EXAIR freight prepaid. EXAIR will pay the return shipping via UPS ground.

Air Atomizing Spray Nozzles

All stainless steel construction for durability and corrosion resistance!

What Are Atomizing Nozzles?

EXAIR's Atomizing Spray Nozzles atomize fluids (most commonly water) in a range of spray patterns for a variety of uses. They combine liquid and compressed air to create a mist of atomized liquid that can be easily adjusted to meet the needs of your application. All models use stainless steel construction for durability and corrosion resistance. Atomizing spray nozzles are available in 1/8 NPT, 1/4 NPT and 1/2 NPT sizes.

EXAIR's atomizing nozzles are available in 3 basic families:

Internal Mix:

Internal mix nozzles mix the liquid and air inside the air cap and produce the finest atomization. Internal mix nozzles can be used on liquids with a viscosity up to 300 cP. Both air and liquid sides are pressure fed.

External Mix:

External mix nozzles have the highest flow rates and allow the air and liquid flows to be adjusted independently. These nozzles are best where precise liquid flow is needed. External mix nozzles can be used on liquids with a viscosity above 300 cP. Both air and liquid sides are pressure fed.

Siphon Fed:

Siphon fed nozzles require no liquid pressure and can be used with gravity fed liquids or liquids from a siphon height as much as 36 inches (91cm). Siphon fed nozzles can be used on liquids with a viscosity up to 200 cP.

Why Atomizing Nozzles?

With EXAIR's atomizing nozzles, you can coat, cool, treat and paint a variety of products. Used with water, they are an efficient way to cool hot items in your automated process. These nozzles are also an excellent choice for dust mitigation.


Sound levels for the individual Atomizing Spray Nozzles are not provided. The fluid, pressure, surfaces being treated and surrounding enclosures used in conjunction with the Atomizing Spray Nozzle to form the system will determine the actual sound levels (which can vary greatly). Max temperature is 400°F (204°C) for Atomizing Spray Nozzles. All atomizing nozzles are CE compliant.

Applications

- Washing
- Rinsing
- Coating
- Cooling
- Quenching
- Wetting (moistening)
- Humidification
- Dust Control

Advantages

- Fully adjustable
- Maximizes liquid dispersion
- Minimizes liquid consumption
- All stainless steel construction
- Compact
- Versatile
- Interchangeable liquid and air caps
- Minimizes air consumption
- Fine atomization



A Model AN101055 Internal Mix Narrow Angle Round Atomizing Nozzle is used to mark strips of steel before they leave the mill.



A Model SR101055 is used to supply a cooling mist for a drilling operation.



(2) Model EB103055 atomizing nozzles are used to give a final sanitary rinse prior to labeling wine bottles.



Mounting Brackets are available - Model 901786 for 1/8 NPT, Model 901318 for 1/4 NPT and Model 901556 for 1/2 NPT atomizing nozzles.

For more information about droplet size and spray angle, see page 95.

Air Atomizing Nozzles

Internal Mix Narrow Angle Round Pattern - 1/8 NPT

Model AN8010SS, AN8020SS, AN8030SS, AN8040SS and AN8050SS

1/8 NPT internal mix narrow angle round pattern nozzles are excellent for spraying a concentrated mist of liquid. Because of the versatility of their adjustments, they can apply a heavy coat up close or send a very fine mist over 16 feet away! They are often used for precision application of lubricants during assembly, or marking items as they move through an assembly line. Narrow angle round pattern atomizing nozzles are capable of delivering the most liquid of any of our 1/8 NPT internal mix atomizing nozzles.

For pressure fed applications not requiring independent air and liquid control.

Model: AN8010SS

Material: Type 303 Stainless Steel

Model: AN8020SS

Material: Type 303 Stainless Steel

Model: AN8030SS

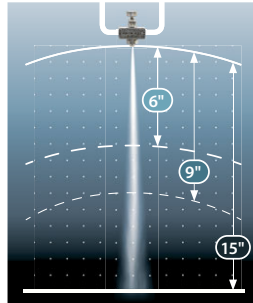
Material: Type 303 Stainless Steel

Model: AN8040SS

Material: Type 303 Stainless Steel

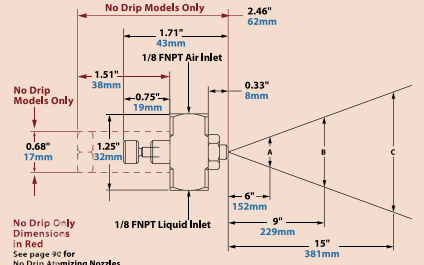
Model: AN8050SS

Material: Type 303 Stainless Steel



The modifiable spray pattern can generate a heavy or precision engineered mist for distances over 16 feet!

Dimensions and Airflow Pattern



For more information about droplet size and spray angle, see page 95.

Spray Nozzles

Model	10 PSI/0.7 BAR Liquid					20 PSI/1.4 BAR Liquid					30 PSI/2.1 BAR Liquid					40 PSI/2.8 BAR Liquid					60 PSI/4.1 BAR Liquid					Spray Dimensions																						
	Air Pressure PSI/BAR	GPH/LPH	SCFM/SLPM	Air Pressure PSI/BAR	GPH/LPH	SCFM/SLPM	Air Pressure PSI/BAR	GPH/LPH	SCFM/SLPM	Air Pressure PSI/BAR	GPH/LPH	SCFM/SLPM	Air Pressure PSI/BAR	GPH/LPH	SCFM/SLPM	Air Pressure PSI/BAR	GPH/LPH	SCFM/SLPM	Air Pressure PSI/BAR	GPH/LPH	SCFM/SLPM	Air Pressure PSI/BAR	GPH/LPH	SCFM/SLPM	Air PSI/BAR	Liquid PSI/BAR	Width in	A in	B in	C in	Max. Depth feet/m																	
	in	cm	in	in	cm	in	in	cm	in	in	cm	in	in	cm	in	in	cm	in	in	cm	in	in	cm	in	in	in	in	in	in	in	in																	
AN8010SS	10	0.7	0.97	3.7	0.25	7.1	14	1.0	1.83	6.9	0.32	9.1	24	1.7	1.97	7.5	0.52	14.7	32	2.2	2.23	8.4	0.67	19.0	50	3.4	2.63	10.0	0.98	27.7	10	0.7	1.0	0.7	3	8	3.5	9	4.5	11	3.5	11						
	12	0.8	0.80	3.0	0.32	9.1	18	1.2	1.5	5.7	0.39	11.0	28	1.9	1.7	6.4	0.59	16.7	36	2.5	1.97	7.5	0.74	20.9	54	3.7	2.37	9.0	1.02	28.9	18	1.2	2.0	1.4	3	8	4	10	5.5	14	7	2.1						
	14	1.0	0.60	2.3	0.4	11.3	22	1.5	1.27	4.8	0.52	14.7	32	2.2	1.37	5.2	0.71	20.1	40	2.8	1.67	6.3	0.84	23.8	58	4.0	2.1	7.9	1.12	31.7	32	2.2	3.0	3	8	4	10	5.5	14	7	2.1							
AN8020SS	10	0.7	1.33	5.0	0.43	12.2	18	1.8	1.73	6.9	0.71	20.1	34	1.7	2.27	8.6	0.91	25.8	30	2.1	2.63	10.0	1.05	29.7	40	2.8	3.33	12.6	1.31	37.1	10	0.7	1.0	0.7	2	5	3	8	4	10	5	1.5						
	12	0.8	1.17	4.4	0.5	14.2	20	1.4	1.73	6.5	0.75	21.2	28	1.9	2.07	7.8	0.99	28.0	34	2.3	2.47	9.3	1.12	31.7	46	3.2	3.13	11.8	1.4	39.6	20	1.4	2.0	1.4	2.5	6	3.5	9	4.5	11	7	2.1						
	14	1.0	1.03	3.9	0.6	17.0	22	1.5	1.63	6.2	0.84	23.8	32	2.2	1.9	7.2	1.09	30.9	38	2.6	2.33	8.8	1.20	34.0	52	3.6	2.87	10.9	1.6	45.3	32	2.2	3.0	2.1	2.5	6	3.5	9	4.5	11	7	2.1						
AN8030SS	12	0.8	2.20	8.3	0.47	13.3	22	1.5	2.9	11.0	0.75	21.2	30	2.1	3.7	14.0	0.96	27.2	36	2.5	4.47	16.9	1.09	30.9	48	3.3	6.3	23.8	1.28	36.2	12	0.8	1.0	0.7	2	5	3	8	4.5	11	6	1.8						
	16	1.1	1.60	6.1	0.56	15.9	26	1.8	2.43	9.2	0.82	23.2	34	2.3	3.2	12.1	1.00	28.3	40	2.8	4.17	15.8	1.12	31.7	52	3.6	5.87	22.2	1.3	36.8	26	1.8	2.0	1.4	2.5	6	3.5	9	4.5	11	6	1.8						
	24	1.7	0.67	2.5	0.95	26.9	38	2.6	1.13	4.3	1.35	38.2	46	3.2	1.8	6.8	1.45	41.0	52	3.6	2.67	10.1	1.49	42.2	64	4.4	4.56	17.3	1.59	55.0	52	3.6	4.0	2.8	3	8	4	10	6	15	11	3.4						
AN8040SS	28	1.9	0.47	1.8	1.07	30.3	42	2.9	0.77	2.9	1.53	43.3	52	3.6	1.4	5.3	1.76	49.8	60	4.1	2.00	7.6	1.87	52.9	70	4.8	3.8	14.4	1.84	52.1	70	4.8	6.0	4.1	4	10	5	13	6.5	17	11	3.4						
	16	1.1	4.87	9.6	2.54	71.9	28	1.9	6.60	25.0	3.64	103.0	40	2.8	7.83	29.7	4.70	132.9	48	3.3	9.33	35.5	5.40	153	65	4.5	12.0	45.0	6.70	210	16	1.1	1.0	0.7	2.5	6	3	8	4	10	10	3.0						
	20	1.4	3.57	11.0	2.92	82.6	32	2.2	5.60	21.2	3.98	112.6	44	3.0	6.87	26.0	4.99	141.3	55	3.8	8.17	30.9	5.98	169	75	5.2	10.8	41.0	7.57	214	32	2.2	3.0	2.1	2.5	6	3.5	9	4.5	11	11	3.4						
AN8050SS	26	1.8	1.87	13.6	3.60	101.8	44	3.0	14.3	9.2	5.16	146.1	60	4.1	2.80	10.6	6.43	182.0	80	5.5	2.53	9.6	8.58	243	90	6.2	1.27	4.9	9.61	272	100	6.7	6.13	23.2	9.90	280	80	5.5	4.0	2.8	3	8	4	10	6	15	14	4.0
	20	2.1	1.03	13.6	4.06	115.0	34	2.4	2.33	9.52	16.77	70	4.8	1.23	4.7	7.78	220.4	90	6.2	1.27	4.9	9.61	272	100	6.7	6.13	23.2	9.90	280	100	6.9	6.0	4.1	3.5	9	4.5	11	6.5	17	15	4.6							
	12	0.8	7.60	28.8	1.76	49.8	20	1.4	11.63	44.0	23.7	67.1	30	2.1	13.5	51.1	34.2	96.8	38	2.6	15.44	58.2	39.9	113	54	3.7	18.9	71.7	51.7	146	12	0.8	1.0	0.7	3	8	4	10	6	15	9	2.7						
AN8050SS	14	1.0	6.10	23.1	1.97	55.8	22	1.5	10.53	39.9	28.5	80.7	34	2.3	11.37	43.0	39.2	111.0	42	2.9	14.1	53.3	54.0	127	60	4.1	17.2	65.1	58.3	163	22	1.5	2.0	1.4	3	8	4	10	6	15	11	3.4						
	18	1.1	4.80	18.2	2.18	61.7	24	1.7	9.43	35.7	31.1	88.0	38	2.6	9.07	34.3	44	124.6	46	3.2	12.3	46.7	49.5	140	65	4.5	15.7	59.4	64.5	183	38	2.6	3.0	2.1	3	8	4.5	11	6	15	14	4.3						
	--	--	--	--	--	--	32	2.2	5.07	19.2	41.9	118.6	46	3.2	5.6	21.2	5.52	156.3	56	3.9	7.7	29.0	62.4	177	85	5.9	8.13	30.8	58.8	243	88	5.9	6.0	4.1	4	10	5	13	6.5	17	16	4.9						

Air Atomizing Nozzles

Internal Mix Flat Fan Pattern - 1/8 NPT



Model: AF8010SS
Material: Type 303 Stainless Steel



Model: AF8020SS
Material: Type 303 Stainless Steel



Model: AF8030SS
Material: Type 303 Stainless Steel

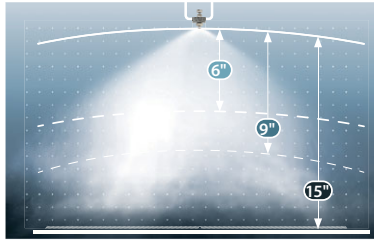


Model: AF8040SS
Material: Type 303 Stainless Steel

Model AF8010SS, AF8020SS, AF8030SS and AF8040SS

1/8 NPT internal mix flat fan pattern atomizing nozzles are designed with efficiency in mind. Especially good for vertical or horizontal assembly lines, their broad thin pattern makes efficient use of your expensive liquids. Their output can be adjusted for a very light film or a heavy coat of whatever liquid you're working with. Whether it's applying paint to hanging sheet metal, or using a water mist to cool a laminate web, flat fan atomizing nozzles cover a wide flat area, ideal for products moving on a conveyor.

For pressure fed applications not requiring independent air and liquid control.



1/8 NPT Internal Mix Flat Fan atomizing nozzles can apply a light or heavy film coat to products moving on a conveyor.

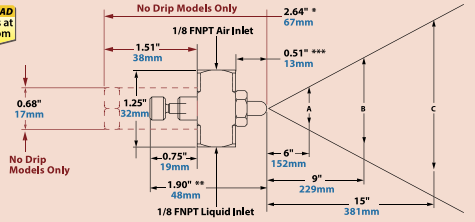
Dimensions and Airflow Pattern



No Drip Dimensions in Red
See page 90 for No Drip Atomizing Nozzles

* Model AF9010SS & AF9020SS 2.48 / 63mm
** Model AF8010SS & AF8020SS 1.74 / 44mm
*** Model AF8010SS & AF8020SS 0.36 / 9mm

For more information about droplet size and spray angle, see page 95.



Model	10 PSI/0.7 BAR Liquid			20 PSI/1.4 BAR Liquid			30 PSI/2.1 BAR Liquid			40 PSI/2.8 BAR Liquid			60 PSI/4.1 BAR Liquid			Spray Dimensions																												
	Air Pressure PSI/BAR	GPH/ LPH	SCFM/ SLPM	Air Pressure PSI/BAR	GPH/ LPH	SCFM/ SLPM	Air Pressure PSI/BAR	GPH/ LPH	SCFM/ SLPM	Air Pressure PSI/BAR	GPH/ LPH	SCFM/ SLPM	Air Pressure PSI/BAR	GPH/ LPH	SCFM/ SLPM	Pressure BAR	Liquid PSI/BAR	Width			Max. Depth feet/m																							
	in	cm	in	cm	in	cm	in	cm	in	cm	in	cm	in	cm	in	cm	A	B	C																									
AF8010SS	10	0.7	1.60	6.1	0.71	20.0	18	1.2	2.13	8.1	1.11	3.15	28	1.9	2.63	10.0	1.53	4.34	38	2.6	2.87	10.9	1.55	5.51	55	3.8	3.47	13.1	2.57	7.27	10	0.7	10	0.7	14	36	18	46	25	64	1	0.3		
	14	1.0	1.43	5.4	0.76	21.6	26	1.8	1.87	7.1	1.44	40.7	36	2.5	2.20	8.3	1.94	5.48	46	3.2	2.57	9.7	2.28	64.7	75	5.2	2.93	11.1	3.42	96.9	26	1.8	20	1.4	15	38	22	56	30	76	2	0.6		
	22	1.5	0.93	3.5	1.03	29.1	40	2.8	1.40	5.3	1.94	55.0	55	3.8	1.63	6.2	2.67	75.4	70	4.8	2.07	7.8	3.17	89.8	100	6.9	2.37	9.0	4.33	123	36	2.5	30	2.1	14	36	22	56	30	76	2	0.6		
AF8020SS	18	1.2	1.53	5.8	1.04	29.5	21	2.1	2.30	8.7	2.30	65.1	42	2.9	2.87	10.9	2.05	57.9	55	3.8	3.53	13.4	2.56	72.5	75	5.2	4.27	16.2	3.25	91.9	18	1.2	10	0.7	14	36	17	43	24	61	2	0.6		
	26	1.8	1.00	3.8	1.29	36.5	40	2.8	1.63	6.2	1.63	46.2	50	3.4	2.20	8.3	2.38	67.5	65	4.5	2.67	10.1	2.98	84.4	85	5.9	3.67	13.9	3.69	105	36	2.5	20	1.4	18	46	24	61	32	81	3	0.9		
	44	3.0	0.85	3.2	0.85	24.1	—	—	—	—	—	—	—	—	—	—	—	—	—	—	—	—	—	—	—	—	—	—	—	—	—	—	—	—	—	—	—	—	—	—	—	—	—	—
AF8030SS	16	1.1	7.83	29.6	1.42	40.3	28	1.9	10.8	41.0	200	56.7	38	2.6	13.0	49.2	25.4	71.8	46	3.2	14.7	55.5	2.94	83.1	65	4.5	17.0	64.4	4.00	113	16	1.1	10	0.7	21	53	26	66	32	81	3	0.9		
	18	1.2	7.83	29.6	1.56	44.1	30	2.1	10.7	40.4	21.4	60.4	40	2.8	13.0	49.2	2.67	75.6	50	3.4	14.2	53.6	3.20	90.7	70	4.8	16.7	63.1	4.14	117	30	2.1	2.4	24	61	30	76	39	99	4	1.2			
	20	1.4	7.50	28.4	1.69	47.9	32	2.2	10.3	39.1	22.4	63.5	42	2.9	12.5	47.3	2.80	79.3	52	3.6	14.2	53.6	3.28	92.9	75	5.2	16.5	62.5	4.54	128	42	2.9	20	2.1	24	61	34	91	44	112	4	1.2		
AF8040SS	24	1.7	7.43	28.1	1.82	51.6	36	2.5	10.3	39.1	24.9	70.5	46	3.2	12.5	47.3	2.94	83.1	56	3.9	13.7	51.7	3.47	98.2	85	5.9	16.2	61.2	4.76	135	56	3.0	40	2.8	32	81	39	99	47	119	4	1.2		
	12	0.8	11.2	42.3	1.80	30.5	22	1.5	14.8	56.2	1.56	44.1	34	2.3	17.8	67.5	2.15	60.9	46	3.2	20.3	77.0	2.71	76.7	65	4.5	28.0	106	3.61	102	12	0.8	10	0.7	20	51	24	61	31	79	3	0.9		
	14	1.0	10.3	39.1	1.19	33.6	26	1.8	14.3	54.3	1.72	48.7	38	2.6	17.3	65.6	2.28	64.5	50	3.4	19.7	74.4	2.92	82.8	75	5.2	26.3	99.7	4.14	117	26	1.8	20	1.4	24	64	29	74	36	91	4	1.2		
20	1.4	8.33	31.5	1.51	42.7	34	2.3	12.3	46.7	2.15	60.9	48	3.3	13.3	58.0	2.75	77.9	60	4.1	18.3	69.4	3.36	95.0	90	6.2	23.3	88.3	4.80	136	60	4.1	40	2.8	26	66	31	79	42	107	6	1.8			
24	1.7	—	—	—	—	—	—	—	—	—	—	—	—	—	—	—	—	—	—	—	—	—	—	—	—	—	—	—	—	—	—	—	—	—	—	—	—	—	—	—	—	—	—	—

Air Atomizing Nozzles

External Mix Narrow Angle Flat Fan Pattern - 1/8 NPT



Model: EF8010SS
Material: Type 303 Stainless Steel



Model: EF8020SS
Material: Type 303 Stainless Steel



Model: EF8030SS
Material: Type 303 Stainless Steel



Model: EF8040SS
Material: Type 303 Stainless Steel

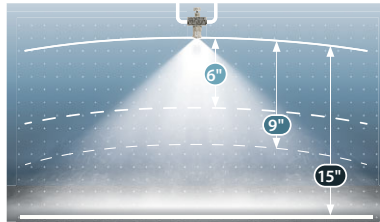


Model: EF8050SS
Material: Type 303 Stainless Steel

Model EF8010SS, EF8020SS, EF8030SS, EF8040SS and EF8050SS

1/8 NPT external mix narrow angle flat fan pattern nozzles are great where liquid is needed over a more concentrated area than the internal mix flat fan nozzles. Since they are external mix, airflow and liquid flow can be controlled independently. External mix flat fan pattern nozzles are the best choice where thicker liquids for a heavier coating are needed over a narrow band, such as a paint line.

For pressure fed applications with independent air and liquid control.

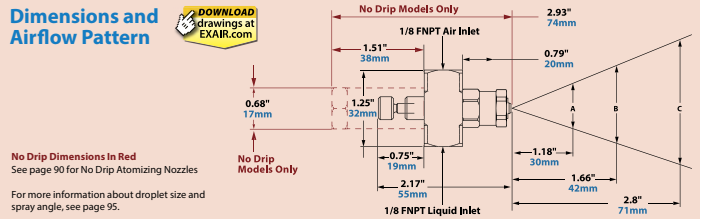


1/8 NPT External Mix Flat Fan atomizing nozzles are very versatile. They can apply a light or heavy film coating to products on a variety of different products.



Model EF8010SS
applies lubricant to a drawer slide.

Dimensions and Airflow Pattern



Model	10 PSI/0.7 BAR Liquid			20 PSI/1.4 BAR Liquid			30 PSI/2.1 BAR Liquid			40 PSI/2.8 BAR Liquid			Spray Dimensions													
	Air Pressure PSI/BAR	GPH/LPH	SCFM/SLPM	Air Pressure PSI/BAR	GPH/LPH	SCFM/SLPM	Air Pressure PSI/BAR	GPH/LPH	SCFM/SLPM	Air Pressure PSI/BAR	GPH/LPH	SCFM/SLPM	Pressure Air PSI/BAR	Liquid PSI/BAR	Width			Max. Depth feet/m								
															A	B	C									
EF8010SS	10	0.7	1.20 34.0	10	0.7	1.20 34.0	10	0.7	1.20 34.0	10	0.7	1.20 34.0	10	0.7	10	0.7	4	10	4	10	4	1.2				
	30	2.1	2.29 64.8	30	2.1	2.29 64.8	30	2.1	2.29 64.8	30	2.1	2.29 64.8	30	2.1	1.4	4	10	5	13	6	15	6	1.8			
	50	3.4	3.41 96.5	50	3.4	3.41 96.5	50	3.4	3.41 96.5	50	3.4	3.41 96.5	50	3.4	2.1	4	10	5	13	6	15	6	1.8			
	---	---	---	---	---	---	---	---	---	---	---	---	---	---	---	2.8	4	10	5	13	8	20	8	2.4		
EF8020SS	10	0.7	1.20 34.0	10	0.7	1.20 34.0	10	0.7	1.20 34.0	10	0.7	1.20 34.0	10	0.7	10	0.7	3	8	4.5	11	4	10	4	1.2		
	30	2.1	2.29 64.8	30	2.1	2.29 64.8	30	2.1	2.29 64.8	30	2.1	2.29 64.8	30	2.1	2.1	4	10	3	8	4.5	11	6	15	6	1.8	
	50	3.4	3.41 96.5	50	3.4	3.41 96.5	50	3.4	3.41 96.5	50	3.4	3.41 96.5	50	3.4	2.1	3	8	4.5	11	7	18	7	2.1			
	---	---	---	---	---	---	---	---	---	---	---	---	---	---	---	2.8	4	10	3	8	4.5	11	8	20	8	2.4
EF8030SS	10	0.7	1.20 34.0	10	0.7	1.20 34.0	10	0.7	1.20 34.0	10	0.7	1.20 34.0	10	0.7	10	0.7	10	0.7	4	10	5	13	5	1.5		
	30	2.1	2.29 64.8	30	2.1	2.29 64.8	30	2.1	2.29 64.8	30	2.1	2.29 64.8	30	2.1	1.4	4	10	5	13	7	18	7	2.1			
	50	3.4	3.41 96.5	50	3.4	3.41 96.5	50	3.4	3.41 96.5	50	3.4	3.41 96.5	50	3.4	2.1	4	10	5	13	8	20	8	2.4			
	---	---	---	---	---	---	---	---	---	---	---	---	---	---	---	2.8	4	10	5	13	9	23	9	2.7		
EF8040SS	20	1.4	1.95 55.2	20	1.4	1.95 55.2	20	1.4	1.95 55.2	20	1.4	1.95 55.2	20	1.4	10	0.7	5.5	14	7	18	7	18	7	2.1		
	30	2.1	2.50 70.8	30	2.1	2.50 70.8	30	2.1	2.50 70.8	30	2.1	2.50 70.8	30	2.1	2.1	4	10	5	14	7	18	9	23	9		
	40	2.8	3.13 88.6	40	2.8	3.13 88.6	40	2.8	3.13 88.6	40	2.8	3.13 88.6	40	2.8	2.8	20	1.4	11	14	7	18	10	25	10	3.0	
	50	3.4	3.68 104.2	50	3.4	3.68 104.2	50	3.4	3.68 104.2	50	3.4	3.68 104.2	50	3.4	3.4	40	2.8	5	14	7	18	11	28	11	3.4	
EF8050SS	30	2.1	2.28 64.5	30	2.1	2.28 64.5	30	2.1	2.28 64.5	30	2.1	2.28 64.5	30	2.1	10	0.7	7	18	9	23	9	23	9	2.7		
	40	2.8	2.84 80.4	40	2.8	2.84 80.4	40	2.8	2.84 80.4	40	2.8	2.84 80.4	40	2.8	2.4	20	1.4	7	18	9	23	10	25	10	3.0	
	60	4.1	3.87 109.6	60	4.1	3.87 109.6	60	4.1	3.87 109.6	60	4.1	3.87 109.6	60	4.1	3.7	110	70	48	40	2.8	7	18	9	23	12	3.7
	70	4.8	4.45 126.0	70	4.8	4.45 126.0	70	4.8	4.45 126.0	70	4.8	4.45 126.0	70	4.8	4.5	126	70	48	40	2.8	7	18	9	23	12	3.7

Air Atomizing Nozzles

Siphon Fed Round Pattern - 1/8 NPT



Model: SR8010SS

Material: Type 303 Stainless Steel



Model: SR8020SS

Material: Type 303 Stainless Steel



Model: SR8030SS

Material: Type 303 Stainless Steel



Model: SR8040SS

Material: Type 303 Stainless Steel



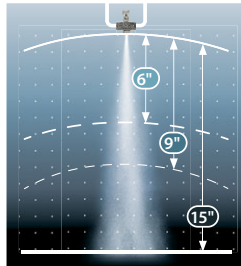
Model: SR8050SS

Material: Type 303 Stainless Steel

Model SR8010SS, SR8020SS, SR8030SS, SR8040SS and SR8050SS

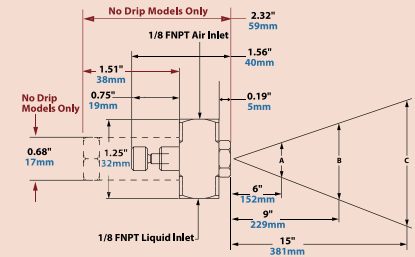
1/8 NPT siphon fed round pattern nozzles are great where no liquid pressure is available and a thin coating is needed at a specific area. Flow rate is adjustable via the adjusting valve. These nozzles work best with a suction height of 36" (914mm) or less. Since these nozzles are siphon fed, the compressed airflow draws the liquid in and mixes it internally. Liquid flow is dependent both on the gravity or suction height and the airflow. Siphon fed round pattern nozzles provide the most liquid flow of any siphon fed nozzle.

Siphon or gravity fed for non-pressurized applications.



The amount of liquid applied by the Siphon Fed atomizing nozzles varies depending on valve or inlet pressures.

Dimensions and Airflow Pattern



For more information about droplet size and spray angle, see page 95.

Spray Nozzles

		Liquid Flow in GPH/LPH																Spray Dimensions at 8" (20cm) Siphon Height												
		Air		Gravity Head						Siphon Height						Air		Width				Max. Depth feet/m								
Model		Pressure PSI/BAR	SCFM/SLPM	18"	46cm	12"	30cm	6"	15cm	4"	10cm	8"	20cm	12"	30cm	24"	61cm	36"	91cm	Pressure PSI/BAR	A in cm		B in cm	C in cm						
SR8010SS	10	0.7	0.48	13.6	0.35	1.3	0.33	1.2	0.27	1.0	0.21	0.8	0.21	0.8	0.17	0.7	—	—	—	10	0.7	1.5	4	2	5	3	8	1.5	0.5	
	20	1.4	0.68	19.2	0.41	1.6	0.40	1.5	0.43	1.6	0.27	1.0	0.26	1.0	0.24	0.9	0.23	0.9	—	20	1.4	1.5	4	2	5	3	8	1.5	0.5	
	40	2.8	1.35	38.3	0.49	1.9	0.48	1.8	0.46	1.7	0.35	1.3	0.32	1.2	0.30	1.1	0.26	1.0	0.23	0.9	40	2.8	1.5	4	2	5	3	8	2	0.6
	60	4.1	2.12	59.9	0.53	2.0	0.52	2.0	0.50	1.9	0.40	1.5	0.42	1.6	0.33	1.3	0.28	1.1	0.25	0.9	60	4.1	1.5	4	2	5	3	8	3	0.9
SR8020SS	10	0.7	0.59	16.7	0.61	2.3	0.53	2.0	0.48	1.8	0.35	1.3	0.33	1.2	0.24	0.9	—	—	—	10	0.7	1.5	4	2	5	3	8	1.5	0.5	
	20	1.4	1.16	32.8	0.73	2.8	0.7	2.6	0.66	2.5	0.58	2.2	0.55	2.1	0.4	1.5	0.35	1.3	—	20	1.4	1.5	4	2	5	3	8	2	0.6	
	40	2.8	1.9	53.8	0.88	3.3	0.8	3.0	0.76	2.9	0.66	2.5	0.58	2.2	0.53	2.0	0.45	1.7	0.38	1.4	40	2.78	1.5	4	2	5	3	8	3	0.9
	60	4.1	2.62	74.2	0.96	3.6	0.92	3.5	0.82	3.1	0.75	2.8	0.68	2.6	0.6	2.3	0.52	2.0	0.46	1.7	60	4.1	1.5	4	2	5	3	8	4	1.2
SR8030SS	10	0.7	0.55	15.6	1.31	5.0	1.22	4.6	0.96	3.6	0.76	2.9	0.61	2.3	0.53	2.0	—	—	—	10	0.7	1.5	4	2	5	3	8	1.5	0.5	
	20	1.4	1.06	30.0	1.66	6.3	1.59	6.0	1.23	4.7	1.07	4.1	1.13	4.3	0.92	3.5	0.76	2.9	—	20	1.4	1.5	4	2	5	3	8	3	0.9	
	40	2.8	1.86	52.7	1.89	7.2	1.8	6.8	1.53	5.8	1.34	5.1	1.49	5.6	1.19	4.5	1.05	4.0	0.82	3.1	40	2.78	1.5	4	2	5	3	8	4	1.2
	60	4.1	2.45	69.4	1.98	7.5	1.86	7.0	1.58	6.0	1.46	5.5	1.74	6.6	1.34	5.1	1.29	4.9	1.04	3.9	60	4.1	1.5	4	2	5	3	8	5	1.5
SR8040SS	10	0.7	1.40	39.5	2.65	10.0	2.43	9.2	2.12	8.0	1.22	4.6	1.00	3.8	—	—	—	—	—	10	0.7	1.5	4	2	5	3	8	3	0.9	
	20	1.4	2.03	57.5	3.01	11.4	2.86	10.8	2.53	9.6	1.78	6.7	1.57	6.0	1.37	5.2	—	—	—	20	1.4	1.5	4	2	5	3	8	4	1.2	
	40	2.8	3.17	89.8	3.58	13.6	3.55	13.4	3.29	12.0	2.54	9.6	2.48	9.4	2.18	8.2	1.98	7.5	1.22	4.6	40	2.78	1.5	4	2	5	3	8	4	1.2
	60	4.1	4.42	125	4.09	15.5	3.99	15.1	3.75	14.0	3.03	11.5	2.98	11.3	2.85	11.0	2.59	9.8	2.11	8.0	60	4.1	1.5	4	2	5	3	8	5	1.5
SR8050SS	10	0.7	1.84	52.1	1.84	7.0	4.16	15.7	3.83	14.0	3.28	12.4	3.1	11.7	2.45	9.3	0.74	2.8	—	10	0.7	1.5	4	2	5	3	8	5	1.5	
	20	1.4	2.93	82.9	2.93	11.1	5.53	20.9	3.7	14.0	4.12	15.6	3.51	13.3	3.98	15.0	3.35	12.7	1.8	6.8	40	2.8	1.5	4	2	5	3	8	7	2.1
	40	2.8	4.02	114	4.02	15.2	5.83	22.1	4.39	17.0	4.6	17.4	4.31	16.3	5.08	19.0	4.16	15.7	2.93	11.1	60	4.1	1.5	4	2	5	3	8	9	2.7
	60	4.1	5.12	145	5.12	19.4	5.92	22.4	5.56	21.0	5.5	20.8	5.09	19.3	5.33	20.0	4.18	19.6	3.84	14.5	60	4.5	1.5	4	2	5	3	8	10	3.0

Air Atomizing Nozzles

Siphon Fed Flat Fan Pattern - 1/8 NPT



Model: SF8010SS

Material: Type 303 Stainless Steel



Model: SF8020SS

Material: Type 303 Stainless Steel



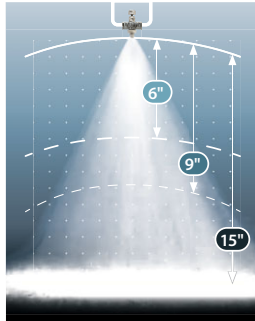
Model: SF8030SS

Material: Type 303 Stainless Steel

Model SF8010SS, SF8020SS and SF8030SS

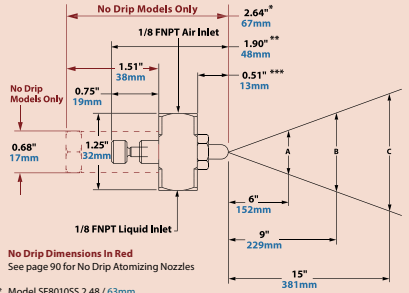
1/8 NPT siphon fed flat fan pattern nozzles are great where no liquid pressure is available and a thin coating is needed over a wide band. Flow rate is adjustable via the adjusting valve. Siphon nozzles work best with a suction height of 36" (914mm) or less. Since these nozzles are siphon fed, the compressed airflow draws the liquid in and mixes it internally. Liquid flow is dependent both on the gravity or suction height and the airflow. Siphon fed flat fan pattern nozzles are the best choice where liquid is needed over a broad band such as a moving assembly line.

Siphon or gravity fed for non-pressurized applications.



1/8 NPT Siphon Fed Flat Fan atomizing nozzles apply a light coating of liquid over a wide band.

Dimensions and Airflow Pattern



No Drip Dimensions in Red
See page 90 for No Drip Atomizing Nozzles

* Model SF8010SS 2.48 / 63mm
** Model SF8020SS 1.74 / 44mm
*** Model SF8030SS 0.36 / 9mm

For more information about droplet size and spray angle, see page 95.

Model	Liquid Flow in GPH/LPH																		Spray Dimensions at 8" (20cm) Siphon Height											
	Air			Gravity Head						Siphon Height									Air		Width						Max. Depth feet/m			
	Pressure PSI/BAR	SCFM/SLPM		18"	46cm	12"	30cm	6"	15cm	4"	10cm	8"	20cm	12"	30cm	24"	61cm	36"	91cm	Pressure PSI/BAR	A in	B cm	C in	cm	in	cm				
SF8010SS	10	0.7	1.07	30.3	0.32	1.2	0.30	1.1	0.25	1.0	0.24	0.9	0.23	0.9	0.18	0.7	0.17	0.7	0.14	0.5	10	0.7	7	18	9	23	12	30	2	0.6
	20	1.4	1.31	37.1	0.36	1.4	0.35	1.3	0.31	1.2	0.31	1.2	0.30	1.1	0.25	0.9	0.23	0.9	0.19	0.7	20	1.4	7	18	9	23	12	30	2	0.6
	40	2.8	1.69	47.9	0.43	1.6	0.40	1.5	0.35	1.3	0.34	1.3	0.32	1.2	0.27	1.0	0.26	1.0	0.24	0.9	30	2.1	7	18	9	23	12	30	2	0.6
SF8020SS	20	1.4	1.81	51.3	1.52	5.8	1.33	5.0	1.10	4.2	0.80	0.9	0.76	2.9	0.71	2.7	0.50	1.9	0.36	1.4	20	1.4	8	20	9	23	12	30	2	0.6
	30	2.1	2.30	65.1	1.18	4.5	1.16	4.4	1.06	4.0	0.85	3.2	0.79	3.0	0.77	2.9	0.52	2.0	0.44	1.7	30	2.1	9	23	11	28	13	33	2	0.6
	40	2.8	2.83	80.2	1.01	3.8	0.90	3.4	0.83	3.1	0.70	2.6	0.67	2.5	0.63	2.4	0.42	1.6	0.27	1.0	40	2.8	9	23	10	25	13	33	2	0.6
SF8030SS	50	3.4	3.34	94.6	0.85	3.2	0.71	2.7	0.59	2.2	0.48	1.8	0.61	1.6	0.51	1.9	0.32	1.2	—	—	50	3.4	7	18	8	20	9	23	3	0.9
	20	1.4	1.78	50.3	1.45	5.5	1.40	5.3	1.38	5.2	0.94	3.6	0.90	3.4	0.77	2.9	0.72	2.7	0.61	2.3	20	1.4	7	18	8	20	9.5	24	2	0.6
	30	2.1	2.24	63.5	1.16	4.4	1.12	4.2	1.10	4.2	1.00	3.8	0.98	3.7	0.86	3.2	0.81	3.1	0.69	2.6	30	2.1	7	18	8	20	9.5	24	2	0.6
SF8030SS	40	2.8	2.75	77.8	0.98	3.7	0.96	3.6	0.85	3.2	0.90	3.4	0.87	3.3	0.79	3.0	0.66	2.5	0.52	2.0	40	2.8	7	18	8	20	9.5	24	3	0.9
	50	3.4	3.00	85.0	0.83	3.2	0.79	3.0	0.70	2.6	0.75	2.8	0.69	2.6	0.66	2.5	0.51	1.9	0.44	1.7	50	3.4	7	18	8	20	9.5	24	3	0.9

Air Atomizing Nozzles

Internal Mix Narrow Angle Round Pattern - 1/4 NPT



Model AN1010SS, AN1020SS, AN1030SS, and AN1040SS

1/4 NPT internal mix narrow angle round pattern nozzles are excellent for spraying a concentrated mist of liquid. Because of the versatility of their adjustments, they can apply a heavy coat up close or send a very fine mist over 30 feet away! They are often used for precision application of lubricants during assembly, or marking items as they move through an assembly line. Narrow angle round pattern atomizing nozzles are capable of delivering the most liquid of any of our 1/4 NPT internal mix air atomizing nozzles.

For pressure fed applications not requiring independent air and liquid control.



Model: AN1010SS
Material: Type 303 Stainless Steel



Model: AN1020SS
Material: Type 303 Stainless Steel



Model: AN1030SS
Material: Type 303 Stainless Steel

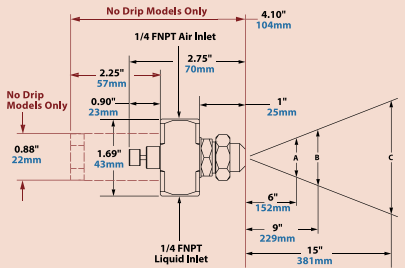


Model: AN1040SS
Material: Type 303 Stainless Steel



The amount of liquid applied can be greatly varied by adjusting the valve or inlet pressures.

Dimensions and Airflow Pattern



No Drip Only Dimensions in Red See page 96 for No Drip Atomizing Nozzles

For more information about droplet size and spray angle, see page 95.



Spray Nozzles

Model	10 PSI/0.7 BAR Liquid			20 PSI/1.4 BAR Liquid			30 PSI/2.1 BAR Liquid			40 PSI/2.8 BAR Liquid			60 PSI/4.1 BAR Liquid			Spray Dimensions																													
	Air Pressure PSI/BAR	GPH/ LPH	SCFM/ SLPM	Air Pressure PSI/BAR	GPH/ LPH	SCFM/ SLPM	Air Pressure PSI/BAR	GPH/ LPH	SCFM/ SLPM	Air Pressure PSI/BAR	GPH/ LPH	SCFM/ SLPM	Air Pressure PSI/BAR	GPH/ LPH	SCFM/ SLPM	Air Pressure PSI/BAR	Liquid PSI/BAR	A	B	C	Max. Depth feet/m																								
	in	cm	in	cm	in	cm	in	cm	in	cm	in	cm	in	cm	in	cm	in	cm	in	cm	in	cm																							
AN1010SS	10	0.7	1.4	5.3	0.6	17	18	1.2	1.8	6.8	0.9	25	24	1.7	2.3	8.7	1.0	28	30	2.1	2.7	10.2	1.2	34	40	2.8	3.3	12.5	1.5	42	12	0.8	10	0.7	2.3	6	3.3	8	5.0	13	6	1.8			
	12	0.8	1.2	4.5	0.7	20	22	1.5	1.6	6.1	1.0	28	32	2.2	1.9	7.2	1.3	37	38	2.6	2.3	8.7	1.5	42	52	3.6	2.8	10.6	1.9	54	20	1.4	20	1.4	2.8	7	3.8	10	6.0	15	8	2.4			
	14	1.0	1.1	4.2	0.8	23	24	1.7	1.5	5.7	1.1	31	36	2.5	1.6	6.1	1.5	42	44	3.0	1.9	7.2	1.7	48	62	4.3	2.3	8.7	2.4	68	42	2.9	4.0	2.8	3.5	9	4.5	11	6.5	17	10	3.0			
AN1020SS	—	—	—	—	—	—	26	1.8	1.3	4.9	1.2	34	40	2.8	1.3	4.9	1.7	48	48	3.3	1.7	6.4	2.0	57	70	4.8	1.9	7.2	2.8	79	58	4.0	6.0	4.1	4.0	10	5.0	13	7.0	18	11	3.4			
	16	1.1	3.7	14.0	2.8	79	28	1.9	5.2	19.7	4.0	113	40	2.8	6.0	22.7	5.2	147	48	3.3	7.0	26.5	5.9	167	65	4.5	9.9	37.5	7.0	198	42	2.9	4.0	2.8	3.5	9	4.5	11	6.5	17	10	3.0			
	20	1.4	2.5	9.5	3.4	96	36	2.5	1.7	10.2	5.1	144	48	3.3	3.8	14.4	6.4	181	65	4.5	3.6	13.6	8.1	229	80	5.5	6.6	25.0	8.6	244	55	3.8	3.0	2.1	3.0	8	4.5	11	6.5	17	13	4.0			
AN1030SS	24	1.7	1.4	5.3	4.0	113	40	2.8	1.7	6.4	5.7	161	55	3.8	2.1	7.9	7.3	207	75	5.2	1.4	5.3	9.8	277	90	6.2	4.5	17.0	10.1	286	65	4.5	4.0	2.8	3.5	9	5.0	13	7.0	18	14	4.3			
	28	1.9	0.6	2.3	4.6	130	44	3.0	0.8	3.0	6.4	181	60	4.1	1.1	4.2	8.1	229	80	5.5	0.8	3.0	10.2	289	100	6.9	2.4	9.1	11.3	330	85	5.0	6.0	4.1	4.0	10	5.5	14	7.5	19	18	5.5			
	12	0.8	7.8	29.5	1.9	54	20	1.4	12.9	48.8	2.5	71	30	2.1	1.5	1.5	1.5	144	38	2.6	18.0	68.1	4.1	116	54	3.7	23.0	87.3	5.3	150	14	1.0	10	0.7	2.8	7	4.0	10	6.5	17	12	3.7			
AN1040SS	14	1.0	6.0	22.7	2.2	62	24	1.7	9.8	37.1	3.0	85	38	2.6	9.4	35.6	4.5	127	46	3.2	13.1	49.6	5.1	144	65	4.5	17.1	64.7	6.7	190	19	1.0	1.4	1.4	1.4	1.4	1.4	1.4	1.4	1.4	1.4	1.4	1.4	1.4	1.4
	16	1.1	4.4	16.7	2.6	74	28	1.9	7.0	26.5	3.6	102	42	2.9	7.0	26.5	5.1	144	52	3.6	9.6	36.3	6.0	170	75	5.2	12.3	46.6	8.0	227	24	1.7	1.0	0.7	2.8	7	4.0	10	6.5	17	12	3.7			
	18	1.2	3.3	12.5	2.9	82	32	2.2	4.1	15.5	4.4	125	46	3.2	5.0	18.9	5.9	167	56	3.9	7.3	27.6	6.6	187	85	5.9	7.3	27.6	9.6	272	70	4.8	6.0	4.1	4.0	10	5.5	14	7.5	19	18	5.5			
AN1040SS	14	1.0	6.3	23.8	3.5	99	20	1.4	24.0	90.8	3.0	85	28	1.9	33.0	125	3.4	96	32	2.2	46.5	176	2.8	79	42	2.9	66.0	250	2.7	76	14	1.0	1.0	0.7	3.0	8	4.5	11	6.5	17	15	5.2			
	16	1.1	3.0	11.4	4.2	119	24	1.7	13.0	49.2	4.2	119	32	2.2	24.0	90.8	4.6	130	40	2.8	30.0	114	5.1	144	50	3.4	54.0	204	4.3	122	24	1.7	1.4	1.4	1.4	1.4	1.4	1.4	1.4	1.4	1.4	1.4	1.4	1.4	
	—	—	—	—	—	—	26	1.8	9.0	34.1	4.9	139	36	2.5	12.5	47.3	5.9	167	46	3.2	62.5	62.5	6.8	193	58	4.0	38.0	148	6.6	189	44	3.0	4.0	2.8	4.5	11	7.0	18	8.5	22	30	9.1			
—	—	—	—	—	—	28	1.9	5.5	20.8	5.6	159	40	2.6	18.0	22.7	7.4	210	50	3.4	10.3	39.0	8.2	232	78	4.0	48.0	158	6.0	187	64	4.4	6.0	4.1	5.0	13	7.0	18	9.0	23	35	10.7				

Air Atomizing Nozzles

Internal Mix Wide Angle Round Pattern - 1/4 NPT



Model: AW1010SS
Material: Type 303 Stainless Steel



Model: AW1020SS
Material: Type 303 Stainless Steel



Model: AW1030SS
Material: Type 303 Stainless Steel



Model: AW1040SS
Material: Type 303 Stainless Steel

Model AW1010SS, AW1020SS, AW1030SS, and AW1040SS

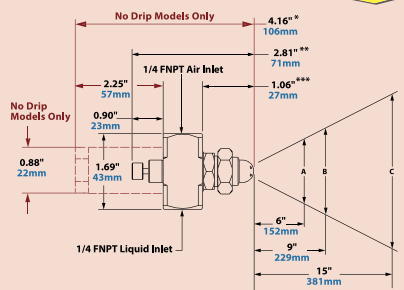
EXAIR's 1/4 NPT internal mix wide angle round pattern atomizing nozzles are great for covering a broad area. They can be adjusted for a light mist or a heavy soaking spray. They are popular for dust mitigation, humidification, and cooling of products, people or livestock in a broad area. These nozzles are also perfect for applying a coating to parts packed in large containers, for example, misting a container of stamped steel parts with oil to prevent oxidation during shipment.

For pressure fed applications not requiring independent air and liquid control.



A Model AW1030SS is used to keep dust down during charcoal briquette production.

Dimensions and Airflow Pattern



No Drip Only Dimensions in Red See page 90 for No Drip Atomizing Nozzles

*Model AW1010SS: 4.03" / 102mm
**Model AW1010SS: 2.68" / 68mm
***Model AW1010SS: 0.93" / 24mm

For more information about droplet size and spray angle, see page 95.

Model	10 PSI/0.7 BAR Liquid			20 PSI/1.4 BAR Liquid			30 PSI/2.1 BAR Liquid			40 PSI/2.8 BAR Liquid			60 PSI/4.1 BAR Liquid			Spray Dimensions																																					
	Air Pressure PSI/BAR	GPH/ LPH	SCFM/ SLPM	Air Pressure PSI/BAR	GPH/ LPH	SCFM/ SLPM	Air Pressure PSI/BAR	GPH/ LPH	SCFM/ SLPM	Air Pressure PSI/BAR	GPH/ LPH	SCFM/ SLPM	Air Pressure PSI/BAR	GPH/ LPH	SCFM/ SLPM	Pressure Air PSI/ BAR	Liquid PSI/BAR	Width A in cm	B in cm	C in cm	Max. Depth feet/m																																
	AW1010SS	8	0.6	1.8	6.8	0.3	8	14	1.0	2.4	9.1	0.4	11	22	1.5	2.7	10.2	0.5	14	30	2.1	3.0	11.4	0.7	20	44	3.0	3.5	13.2	0.9	25	10	0.7	10	0.7	7	18	9	23	14	28	15	38	6	1.8								
AW1020SS	12	0.8	2.8	10.6	1.7	48	22	1.5	4.0	15.1	2.3	65	30	2.1	5.4	20.4	2.5	71	34	2.3	3.8	14.4	3.2	91	44	3.0	4.4	16.7	3.9	110	58	4.0	7.0	26.5	3.4	96	60	4.1	12.0	45.4	3.5	99	46	32	20	11	28	13	33	18	46	12	37
AW1030SS	14	1.0	1.3	4.9	0.5	14	26	1.8	2.0	7.6	2.9	82	38	2.6	1.8	6.8	4.0	113	48	3.3	2.6	9.8	4.6	130	65	4.5	5.4	20.4	5.2	147	46	3.2	4.0	2.8	11	28	14	36	18	46	14	43	13	42	12	30	16	41	12	37			
AW1040SS	12	0.8	2.8	10.6	1.7	48	22	1.5	4.0	15.1	2.3	65	30	2.1	5.4	20.4	2.5	71	34	2.3	3.8	14.4	3.2	91	44	3.0	4.4	16.7	3.9	110	58	4.0	7.0	26.5	3.4	96	60	4.1	12.0	45.4	3.5	99	46	32	20	11	28	13	33	18	46	12	37
AW1010SS	14	1.0	1.6	6.1	2.0	57	24	1.7	3.1	11.7	2.5	71	34	2.3	3.8	14.4	3.2	91	44	3.0	4.4	16.7	3.9	110	58	4.0	7.0	26.5	3.4	96	60	4.1	12.0	45.4	3.5	99	46	32	20	11	28	13	33	18	46	12	37						
AW1020SS	14	1.0	1.3	4.9	0.5	14	26	1.8	2.0	7.6	2.9	82	38	2.6	1.8	6.8	4.0	113	48	3.3	2.6	9.8	4.6	130	65	4.5	5.4	20.4	5.2	147	46	3.2	4.0	2.8	11	28	14	36	18	46	14	43	13	42	12	30	16	41	12	37			
AW1030SS	12	0.8	2.8	10.6	1.7	48	22	1.5	4.0	15.1	2.3	65	30	2.1	5.4	20.4	2.5	71	34	2.3	3.8	14.4	3.2	91	44	3.0	4.4	16.7	3.9	110	58	4.0	7.0	26.5	3.4	96	60	4.1	12.0	45.4	3.5	99	46	32	20	11	28	13	33	18	46	12	37
AW1040SS	14	1.0	1.6	6.1	2.0	57	24	1.7	3.1	11.7	2.5	71	34	2.3	3.8	14.4	3.2	91	44	3.0	4.4	16.7	3.9	110	58	4.0	7.0	26.5	3.4	96	60	4.1	12.0	45.4	3.5	99	46	32	20	11	28	13	33	18	46	12	37						
AW1010SS	14	1.0	2.2	8.3	1.9	54	24	1.7	4.5	17.0	2.3	65	38	2.6	2.4	9.1	3.8	108	48	3.3	3.7	14.0	4.2	119	70	4.8	5.0	18.9	5.6	159	65	4.5	6.0	4.1	11	28	14	36	18	46	13	40	12	30	16	41	12	37					
AW1020SS	12	0.7	6.8	25.7	1.1	31	20	1.4	8.5	32.2	1.5	42	20	1.8	2.6	9.8	2.7	76	40	2.8	1.4	5.3	4.3	122	52	3.6	1.5	5.7	5.2	147	80	5.5	0.8	3.0	7.7	218	65	4.5	6.0	4.1	11	28	14	36	18	46	13	40					
AW1030SS	12	0.8	4.5	17.0	1.4	40	22	1.5	6.0	22.7	1.9	54	34	2.3	5.8	22.0	2.8	79	44	3.0	7.0	26.5	3.4	96	60	4.1	12.0	45.4	3.5	99	46	32	20	11	28	13	33	18	46	12	37												
AW1040SS	14	1.0	2.2	8.3	1.9	54	24	1.7	4.5	17.0	2.3	65	38	2.6	2.4	9.1	3.8	108	48	3.3	3.7	14.0	4.2	119	70	4.8	5.0	18.9	5.6	159	65	4.5	6.0	4.1	11	28	14	36	18	46	13	40	12	30	16	41	12	37					
AW1010SS	24	1.7	6.0	22.7	5.4	153	38	2.6	9.3	35.2	7.7	218	48	3.3	15.5	58.7	8.4	238	60	4.1	19.3	73.1	10.3	292	85	5.9	24.0	91.0	13.8	391	28	1.9	1.0	0.7	10	25	14	36	20	51	41	16	49										
AW1020SS	28	1.9	4.0	15.1	6.1	173	44	3.0	5.5	20.8	9.1	258	56	3.9	9.0	34.1	10.6	300	70	4.8	12.0	45.4	12.8	362	90	6.2	21.3	80.6	15.5	430	65	3.2	4.0	2.8	11	28	14	36	18	46	13	40											
AW1030SS	30	2.1	2.5	9.5	6.7	190	48	3.3	3.5	13.2	10.0	283	62	4.3	6.0	22.7	12.1	343	80	5.5	6.5	24.6	14.7	416	100	6.9	18.5	70.0	16.5	467	75	5.2	4.0	2.8	12	30	16	41	21	53	21	64											
AW1040SS	32	2.2	2.0	7.6	7.3	207	52	3.6	1.9	7.2	10.8	306	70	4.8	2.8	10.6	13.4	379	90	6.2	2.8	10.6	17.2	487	100	6.9	15.8	59.8	17.8	492	80	6.2	4.0	4.1	12	30	16	41	23	58	25	76											



Air Atomizing Nozzles

Internal Mix Flat Fan Pattern - 1/4 NPT



Model AF1010SS, AF1020SS, AF1030SS, AF1040SS, and AF1050SS



Model: AF1010SS
Material: Type 303 Stainless Steel



Model: AF1020SS
Material: Type 303 Stainless Steel



Model: AF1030SS
Material: Type 303 Stainless Steel




Model: AF1040SS
Material: Type 303 Stainless Steel



Model: AF1050SS
Material: Type 303 Stainless Steel

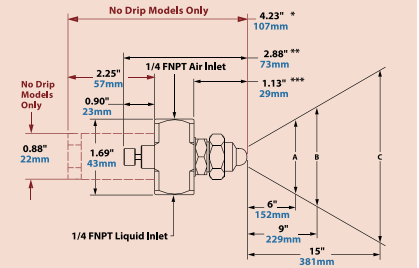
1/4 NPT internal mix flat fan pattern atomizing nozzles are designed with efficiency in mind. Especially good for vertical or horizontal assembly lines, their broad thin pattern makes efficient use of your expensive liquids. Their output can be adjusted for a very light film or a heavy coat of whatever liquid you're working with. Whether it's applying paint to hanging sheet metal, or using a water mist to cool a laminate web, flat fan atomizing nozzles cover a wide flat area, ideal for products moving on a conveyor.

For pressure fed applications not requiring independent air and liquid control.



A Model AF1030SS is used to spray an anti-corrosion coating on stamped steel parts as they travel on a conveyor.

Dimensions and Airflow Pattern



No Drip Only Dimensions in Red
See page 90 for No Drip Atomizing Nozzles
*Model AF2010SS & AF2020SS: 4.10" / 104mm
**Model AF1010SS & AF1020SS: 2.75" / 70mm
***Model AF1030SS & AF1020SS: 1" / 25mm

For more information about droplet size and spray angle, see page 95.

Spray Nozzles

Model	10 PSI/0.7 BAR Liquid			20 PSI/1.4 BAR Liquid			30 PSI/2.1 BAR Liquid			40 PSI/2.8 BAR Liquid			60 PSI/4.1 BAR Liquid			Spray Dimensions				Max. Depth feet/m																										
	Air Pressure PSI/BAR	GPH/ LPH	SCFM/ SLPM	Air Pressure PSI/BAR	GPH/ LPH	SCFM/ SLPM	Air Pressure PSI/BAR	GPH/ LPH	SCFM/ SLPM	Air Pressure PSI/BAR	GPH/ LPH	SCFM/ SLPM	Air Pressure PSI/BAR	GPH/ LPH	SCFM/ SLPM	Pressure Air PSI/ Liquid PSI/BAR	Width A in cm B in cm C in cm																													
AF1010SS	10	0.7	1.6	6.1	0.7	20	18	1.2	2.1	7.9	1.0	28	28	1.9	2.4	9.1	1.4	40	38	2.6	2.6	9.8	1.7	48	55	3.8	3.2	12.1	2.2	62	16	11	10	0.7	9	23	12	30	15	38	5	1.5				
	14	1.0	1.4	5.3	0.9	25	26	1.8	1.7	6.4	1.3	37	48	2.8	1.8	6.8	1.8	51	50	3.4	2.0	7.6	2.1	59	75	5.2	2.3	8.7	3.0	85	40	28	30	2.1	12	30	14	36	20	51	6	1.8				
	18	1.2	1.1	4.2	1.1	31	34	2.3	1.2	4.5	1.7	48	48	3.3	1.4	5.3	2.1	59	60	4.1	1.6	6.1	2.5	71	90	6.2	1.6	6.1	3.6	102	50	34	40	2.8	14	36	16	41	22	56	7	2.1				
AF1020SS	22	1.5	0.8	3.0	1.3	37	40	2.8	0.8	3.0	1.9	54	55	3.8	1.0	3.8	2.4	68	70	4.8	1.2	4.5	3.0	85	100	6.9	1.3	4.9	4.1	116	85	59	60	4.1	14	36	17	43	23	58	7	2.1				
	12	0.8	2.4	9.1	0.7	20	20	1.0	1.4	3.4	12.9	0.9	25	30	2.1	3.9	14.8	1.2	34	38	2.6	4.6	17.4	1.4	40	65	4.5	4.7	17.8	2.2	62	20	12	10	0.7	9	23	12	30	15	38	5	1.5			
	16	1.1	1.8	6.8	0.9	25	28	1.9	2.4	9.1	1.2	34	38	2.6	2.9	11.0	1.5	42	50	3.4	3.2	12.1	1.9	54	75	5.2	3.7	14.0	2.6	74	42	29	30	2.1	12	30	14	36	19	48	5	1.5				
AF1030SS	12	0.8	1.2	5.7	1.0	28	32	2.2	1.8	6.8	1.5	42	46	3.2	2.0	7.6	1.9	54	60	4.1	2.2	8.3	2.3	65	85	5.9	2.8	10.6	3.0	85	50	34	40	2.8	16	41	19	48	26	66	7	2.1				
	20	1.4	1.3	4.9	1.1	31	36	2.5	1.4	5.3	1.7	48	50	3.4	1.6	6.1	2.1	59	60	4.1	1.6	6.1	2.5	71	90	6.2	1.6	6.1	3.6	102	80	55	60	4.1	16	41	21	53	29	74	8	2.4				
	16	1.1	1.5	4.5	1.2	34	38	2.6	2.0	7.6	1.9	54	55	3.8	1.0	3.8	2.4	68	70	4.8	1.2	4.5	3.0	85	100	6.9	1.3	4.9	4.1	116	65	4.5	110.4	61.5	150	20	14	10	0.7	11	28	14	36	19	48	10
AF1040SS	24	1.7	2.4	9.1	2.7	76	34	2.3	4.5	17.0	3.8	93	46	3.2	5.5	20.8	4.1	116	58	4.0	6.3	23.8	4.9	139	80	5.8	8.0	30.3	6.4	181	54	37	40	2.8	19	48	25	64	34	86	14	4.3				
	28	1.9	1.5	5.7	1.3	31	38	3.6	2.5	3.9	14.8	3.5	99	48	3.3	5.1	19.3	4.4	125	60	4.1	6.0	22.7	5.2	147	90	6.2	6.4	24.2	7.2	204	75	52	60	4.1	20	51	26	66	35	89	15	4.6			
	12	0.8	8.1	30.7	1.4	40	22	1.5	12.0	45.4	1.9	54	34	2.3	13.1	49.6	2.7	76	46	3.2	14.3	54.1	3.4	96	65	4.5	18.3	69.3	4.5	127	16	11	10	0.7	14	36	18	46	24	61	10	3.0				
AF1050SS	16	1.1	5.9	22.3	1.8	51	30	2.1	7.1	26.9	2.7	76	42	2.9	8.9	33.7	3.4	96	54	3.7	10.3	39.0	4.1	116	80	5.5	11.9	45.0	5.9	167	32	22	20	1.4	15	38	19	48	27	69	12	3.7				
	18	1.2	5.0	18.9	2.0	57	34	2.3	5.6	21.2	3.1	88	48	3.3	6.3	23.8	4.1	116	60	4.1	7.9	29.9	4.8	136	90	6.2	8.5	32.2	6.8	193	56	39	40	2.8	20	51	25	64	34	86	15	4.6				
	22	1.5	3.3	12.5	2.4	68	38	2.6	4.1	15.5	3.5	99	52	3.6	5.0	18.9	4.5	127	70	4.8	4.6	17.4	5.8	164	100	6.9	6.0	22.7	7.9	224	80	5.8	40.0	159	5.5	156	14	10	0.7	14	36	18	46	24	58	10
AF1050SS	14	1.0	8.8	33.3	3.0	85	26	1.8	11.5	43.5	4.3	122	34	2.3	20.8	78.7	4.6	130	42	2.9	30.0	114	6.8	136	58	4.0	42.0	159	5.5	156	16	11	10	0.7	15	38	19	48	24	61	13	4.0				
	16	1.1	5.3	20.3	3.7	105	28	1.9	7.8	29.5	4.9	139	36	2.5	17.0	64.3	4.9	139	46	3.2	20.5	77.6	6.1	173	65	4.5	30.0	114	6.8	193	38	26	30	2.1	16	41	20	51	25	64	16	4.9				
	22	1.5	3.3	12.5	2.4	68	38	2.6	4.1	15.5	3.5	99	52	3.6	5.0	18.9	4.5	127	70	4.8	4.6	17.4	5.8	164	100	6.9	6.0	22.7	7.9	224	80	5.8	40.0	159	5.5	156	14	10	0.7	14	36	18	46	24	58	10
AF1050SS	14	1.0	8.8	33.3	3.0	85	26	1.8	11.5	43.5	4.3	122	34	2.3	20.8	78.7	4.6	130	42	2.9	30.0	114	6.8	136	58	4.0	42.0	159	5.5	156	16	11	10	0.7	15	38	19	48	24	61	13	4.0				
	16	1.1	5.3	20.3	3.7	105	28	1.9	7.8	29.5	4.9	139	36	2.5	17.0	64.3	4.9	139	46	3.2	20.5	77.6	6.1	173	65	4.5	30.0	114	6.8	193	38	26	30	2.1	16	41	20	51	25	64	16	4.9				
	22	1.5	3.3	12.5	2.4	68	38	2.6	4.1	15.5	3.5	99	52	3.6	5.0	18.9	4.5	127	70	4.8	4.6	17.4	5.8	164	100	6.9	6.0	22.7	7.9	224	80	5.8	40.0	159	5.5	156	14	10	0.7	14	36	18	46	24	58	10
AF1050SS	14	1.0	8.8	33.3	3.0	85	26	1.8	11.5	43.5	4.3	122	34	2.3	20.8	78.7	4.6	130	42	2.9	30.0	114	6.8	136	58	4.0	42.0	159	5.5	156	16	11	10	0.7	15	38	19	48	24	61	13	4.0				
	16	1.1	5.3	20.3	3.7	105	28	1.9	7.8	29.5	4.9	139	36	2.5	17.0	64.3	4.9	139	46	3.2	20.5	77.6	6.1	173	65	4.5	30.0	114	6.8	193	38	26	30	2.1	16	41	20	51	25	64	16	4.9				
	22	1.5	3.3	12.5	2.4	68	38	2.6	4.1	15.5	3.5	99	52	3.6	5.0	18.9	4.5	127	70	4.8	4.6	17.4	5.8	164	100	6.9	6.0	22.7	7.9	224	80	5.8	40.0	159	5.5	156	14	10	0.7	14	36	18	46	24	58	10
AF1050SS	14	1.0	8.8	33.3	3.0	85	26	1.8	11.5	43.5	4.3	122	34	2.3	20.8	78.7	4.6	130	42	2.9	30.0	114	6.8	136	58	4.0	42.0	159	5.5	156	16	11	10	0.7	15	38	19	48	24	61	13	4.0				
	16	1.1	5.3	20.3	3.7	105	28	1.9	7.8	29.5	4.9	139	36	2.5	17.0	64.3	4.9	139	46	3.2	20.5	77.6	6.1	173	65	4.5	30.0	114	6.8	193	38	26	30	2.1	16	41	20	51	25	64	16	4.9				
	22	1.5	3.3	12.5	2.4	68	38	2.6	4.1	15.5	3.5	99	52	3.6	5.0	18.9	4.5	127	70	4.8	4.6	17.4	5.8	164	100	6.9	6.0	22.7	7.9	224	80	5.8	40.0	159	5.5	156	14	10	0.7	14	36	18	46	24	58	10
AF1050SS	14	1.0	8.8	33.3	3.0	85	26	1.8	11.5	43.5	4.3	122	34	2.3	20.8	78.7	4.6	130	42	2.9	30.0	114	6.8	136	58	4.0	42.0	159	5.5	156	16	11	10	0.7	15	38	19	48	24	61	13	4.0				
	16	1.1	5.3	20.3	3.7	105	28	1.9	7.8	29.5	4.9	139	36	2.5	17.0	64.3	4.9	139	46	3.2	20.5	77.6	6.1	173	65	4.5	30.0	114	6.8	193	38	26	30	2.1	16	41	20	51	25	64	16	4.9				
	22	1.5	3.3	12.5	2.4	68	38	2.6	4.1	15.5	3.5	99	52	3.6	5.0	18.9	4.5	127	70	4.8	4.6	17.4	5.8	164	100	6.9	6.0	22.7	7.9	224	80	5.8	40.0	159	5.5	156	14	10	0.7	14	36	18	46	24	58	10

Air Atomizing Nozzles

Internal Mix Deflected Flat Fan Pattern - 1/4 NPT



Model: AD1010SS
Material: Type 303 Stainless Steel



A Model AD1010SS is used to apply a protective coating to wood panels.

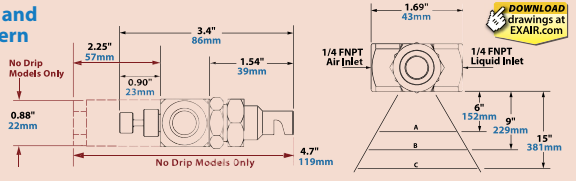
Model AD1010SS

1/4 NPT internal mix deflected flat fan nozzles are designed for applications where space is at a premium. The flat fan pattern sprays at a right angle to the nozzle's orientation, allowing spray to be placed precisely where it's needed in close quarters. These nozzles are ideal for coating the inside of enclosures and ductwork.

For pressure fed applications not requiring independent air and liquid control.

Dimensions and Airflow Pattern

No Drip Dimensions In Red
See page 90 for No Drip Atomizing Nozzles
For more information about droplet size and spray angle, see page 95.



DOWNLOAD drawings at EXAIR.com

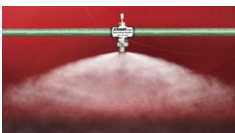
Spray Nozzles

Model	10 PSI/0.7 BAR Liquid			20 PSI/1.4 BAR Liquid			30 PSI/2.1 BAR Liquid			40 PSI/2.8 BAR Liquid			60 PSI/4.1 BAR Liquid			Spray Dimensions																																
	Air Pressure PSI/BAR	GPH/ LPH	SCFM/ SLPM	Air Pressure PSI/BAR	GPH/ LPH	SCFM/ SLPM	Air Pressure PSI/BAR	GPH/ LPH	SCFM/ SLPM	Air Pressure PSI/BAR	GPH/ LPH	SCFM/ SLPM	Air Pressure PSI/BAR	GPH/ LPH	SCFM/ SLPM	Air PSI/BAR	Liquid PSI/BAR	Width			Max. Depth																											
																		A	B	C	in																											
AD1010SS	6	0.4	3.0	11.5	1.4	4.1	14	1.0	4.0	15.1	2.3	6.6	22	1.5	4.6	17.6	3.2	9.0	26	1.8	4.1	15.4	3.7	10.5	32	2.2	4.9	18.6	4.3	12.1	54	3.7	5.3	20.1	6.6	18.8	34	2.3	3.0	2.1	8	2.0	12	3.0	16	4.1	55	11.4
	8	0.6	2.7	10.1	1.8	5.0	18	1.2	3.3	12.4	2.9	8.2	26	1.8	4.1	15.4	3.7	10.5	32	2.2	4.9	18.6	4.3	12.1	54	3.7	5.3	20.1	6.6	18.8	34	2.3	3.0	2.1	8	2.0	12	3.0	16	4.1	55	11.4						
	10	0.7	2.2	8.3	2.1	5.9	20	1.4	2.9	11.0	3.2	9.1	30	2.1	3.4	12.9	4.3	12.2	38	2.6	4.2	15.7	5.1	14.4	62	4.3	4.6	17.3	7.8	22.1	46	3.2	4.0	2.8	9	2.3	12	3.0	15	3.8	4.8	12.2						
	12	0.8	1.8	6.9	2.4	6.9	22	1.5	2.3	8.9	3.6	10.1	34	2.3	2.8	10.4	5.0	14.0	46	3.2	2.7	10.3	6.3	18.0	70	4.8	3.1	11.9	9.1	25.8	70	4.8	4.0	4.1	12	3.0	15	3.8	18	4.6	42	10.7						

Internal Mix 360° Hollow Circular Pattern - 1/4 NPT



Model: AT1010SS
Material: Type 303 Stainless Steel



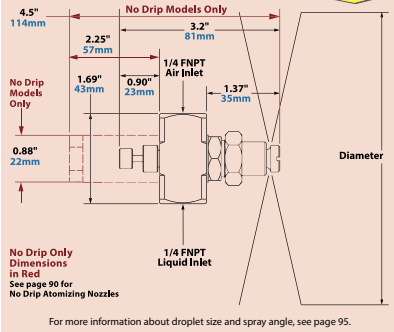
This 360° circular pattern nozzle can be used to coat inside diameters or cover a broad area of over 4' (1219mm).

Model AT1010SS

1/4 NPT internal mix 360° nozzles are designed for applications where the spray pattern must be oriented away from the nozzle in all directions. 360° nozzles are ideal where a smooth, even coating is needed on the ID of pipe or similar ductwork. They also work great for operations where a mist over a broad area is needed, such as dust suppression, humidification and cooling.

For pressure fed applications not requiring independent air and liquid control.

Dimensions and Airflow Pattern



DOWNLOAD drawings at EXAIR.com

Model	10 PSI/0.7 BAR Liquid			20 PSI/1.4 BAR Liquid			30 PSI/2.1 BAR Liquid			40 PSI/2.8 BAR Liquid			60 PSI/4.1 BAR Liquid			Spray Dimensions																				
	Air Pressure PSI/BAR	GPH/LPH	SCFM/ SLPM	Air Pressure PSI/BAR	GPH/LPH	SCFM/ SLPM	Air Pressure PSI/BAR	GPH/LPH	SCFM/ SLPM	Air Pressure PSI/BAR	GPH/LPH	SCFM/ SLPM	Air Pressure PSI/BAR	GPH/LPH	SCFM/ SLPM	Air PSI/BAR	Liquid PSI/BAR	Diameter																		
																		in	cm																	
AT1010SS	20	1.4	4.5	16.8	4.3	12.1	34	2.3	7.3	27.5	6.4	18.2	50	3.4	8.1	30.6	8.9	25.1	60	4.1	11.5	43.5	10.0	28.3	8.5	5.9	14.7	55.7	13.3	37.6	20	1.4	10	0.7	36	91
	24	1.7	2.6	9.7	5.3	15.0	38	2.6	5.2	19.6	7.3	20.6	56	3.9	5.4	20.3	10.0	28.5	70	4.8	7.1	26.8	11.8	33.5	90	6.2	12.7	47.9	14.1	39.8	34	2.3	2.0	1.4	39	99
	26	1.8	2.0	7.5	5.7	16.2	42	2.9	3.6	13.5	8.2	23.1	60	4.1	4.2	15.7	10.7	30.3	80	5.5	4.1	15.4	13.5	38.3	9.5	6.6	10.6	40.2	14.9	42.3	60	4.1	4.0	2.8	49	124
	28	1.9	1.6	5.9	6.2	17.6	48	3.3	2.1	7.8	9.3	26.4	70	4.8	2.0	7.4	12.6	35.6	90	6.2	2.0	7.7	15.5	43.9	100	6.9	8.9	33.7	15.8	44.9	85	5.9	6.0	4.1	53	135

External Mix Round Pattern - 1/4 NPT



Model: ER10105S
Material: Type 303 Stainless Steel



Model: ER10205S
Material: Type 303 Stainless Steel



Model: ER10305S
Material: Type 303 Stainless Steel



Model: ER10405S
Material: Type 303 Stainless Steel



Model: ER10505S
Material: Type 303 Stainless Steel

Model ER10105S, ER10205S, ER10305S, ER10405S and ER10505S

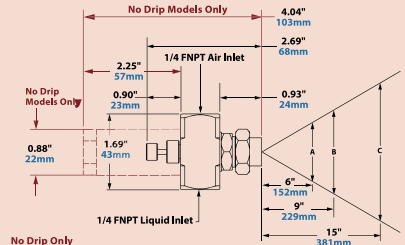
1/4 NPT external mix round pattern nozzles are great where a high volume of liquid is needed over a specific area or general area, but not in a flat pattern. Applications include spot treatments of parts, covering irregularly shaped objects or covering a container of parts with a heavy coat. They are also an excellent choice for controlling heavy dust and particulates. Since they are external mix, airflow and liquid flow can be controlled independently.

For pressure fed applications with independent air and liquid control.



(2) Model ER10205S atomizing nozzles are used to apply a fire retardant coating to wood trim.

Dimensions and Airflow Pattern



No Drip Only Dimensions in Red See page 90 for No Drip Atomizing Nozzles

For more information about droplet size and spray angle, see page 95.

Model	3 PSI/0.2 BAR Liquid			5 PSI/0.3 BAR Liquid			10 PSI/0.7 BAR Liquid			20 PSI/1.4 BAR Liquid			40 PSI/2.8 BAR Liquid			Spray Dimensions																	
	Air Pressure PSI/BAR	GPH/ LPH	SCFM/ SLPM	Air Pressure PSI/BAR	GPH/ LPH	SCFM/ SLPM	Air Pressure PSI/BAR	GPH/ LPH	SCFM/ SLPM	Air Pressure PSI/BAR	GPH/ LPH	SCFM/ SLPM	Air Pressure PSI/BAR	GPH/ LPH	SCFM/ SLPM	Pressure		Width			Max. Depth ft/m												
	Air PSI/BAR	Liquid GPM	Liquid LPM	Air PSI/BAR	Liquid GPM	Liquid LPM	Air PSI/BAR	Liquid GPM	Liquid LPM	Air PSI/BAR	Liquid GPM	Liquid LPM	Air PSI/BAR	Liquid GPM	Liquid LPM	Air PSI/BAR	Liquid PSI/BAR	A in	B cm	C in		C cm											
ER10105S	5	0.03	0.9	25.5	5	0.3	0.9	25.5	10	0.7	1.3	36.8	20	1.4	1.9	53.8	20	1.4	1.9	53.8	10	0.7	3	0.2	3.0	7.6	4.3	10.9	6.3	16.0	9	2.7	
	10	0.7	3.8	1.9	53.8	10	0.7	1.3	36.8	20	1.4	1.9	53.8	40	2.8	3.0	85.0	40	2.8	3.0	85.0	20	1.4	5	0.3	3.3	8.4	4.5	11.4	6.8	17.3	11	3.4
	20	1.4	7.6	3.8	107.6	2.0	0.7	2.7	76.8	40	2.8	5.7	161.9	80	5.6	5.7	161.9	80	5.6	5.7	161.9	40	2.8	10	0.7	3.5	8.9	5.3	13.5	7.5	19.1	13	4.0
	40	2.8	15.2	7.6	215.2	4.0	0.7	5.4	360.0	80	5.6	10.8	303.6	160	11.2	10.8	303.6	160	11.2	10.8	303.6	80	5.6	20	1.4	4.1	10.2	5.5	14.0	8.0	20.3	15	4.6
ER10205S	6	0.4	0.9	25.5	10	0.7	1.3	36.8	10	0.7	1.3	36.8	20	1.4	1.9	53.8	20	1.4	1.9	53.8	10	0.7	3	0.2	3.8	9.7	5.0	12.7	7.5	19.1	10	3.0	
	10	0.7	3.8	1.3	36.8	20	1.4	1.8	51.0	20	1.4	1.9	53.8	40	2.8	4.1	116.1	40	2.8	4.1	116.1	20	1.4	5	0.3	4.0	10.3	5.8	14.7	7.0	17.8	12	3.7
	20	1.4	7.6	2.7	76.8	4.0	0.7	3.1	87.8	40	2.8	5.7	161.9	80	5.6	5.7	161.9	80	5.6	5.7	161.9	40	2.8	10	0.7	4.3	10.9	6.0	15.2	8.3	21.1	15	4.6
	40	2.8	15.2	5.4	360.0	8.0	0.7	10.8	303.6	80	5.6	10.8	303.6	160	11.2	10.8	303.6	160	11.2	10.8	303.6	80	5.6	20	1.4	4.5	11.4	6.0	15.2	8.3	21.1	15	4.6
ER10305S	10	0.7	3.8	1.3	36.8	10	0.7	1.3	36.8	10	0.7	1.3	36.8	20	1.4	1.9	53.8	20	1.4	1.9	53.8	10	0.7	3	0.2	3.8	9.7	5.0	12.7	7.5	19.1	10	3.0
	20	1.4	7.6	2.7	76.8	4.0	0.7	3.1	87.8	40	2.8	5.7	161.9	80	5.6	5.7	161.9	80	5.6	5.7	161.9	20	1.4	5	0.3	4.0	10.3	5.8	14.7	7.0	17.8	12	3.7
	40	2.8	15.2	5.4	360.0	8.0	0.7	10.8	303.6	80	5.6	10.8	303.6	160	11.2	10.8	303.6	160	11.2	10.8	303.6	40	2.8	10	0.7	4.3	10.9	6.0	15.2	8.3	21.1	15	4.6
	80	5.6	30.4	10.8	303.6	16.0	0.7	17.2	425.8	160	11.2	10.8	303.6	320	22.4	10.8	303.6	320	22.4	10.8	303.6	160	11.2	20	1.4	4.5	11.4	6.0	15.2	8.3	21.1	15	4.6
ER10405S	10	0.7	3.8	1.3	36.8	10	0.7	1.3	36.8	10	0.7	1.3	36.8	20	1.4	1.9	53.8	20	1.4	1.9	53.8	10	0.7	3	0.2	3.8	9.7	5.0	12.7	7.5	19.1	10	3.0
	20	1.4	7.6	2.7	76.8	4.0	0.7	3.1	87.8	40	2.8	5.7	161.9	80	5.6	5.7	161.9	80	5.6	5.7	161.9	20	1.4	5	0.3	4.0	10.3	5.8	14.7	7.0	17.8	12	3.7
	40	2.8	15.2	5.4	360.0	8.0	0.7	10.8	303.6	80	5.6	10.8	303.6	160	11.2	10.8	303.6	160	11.2	10.8	303.6	40	2.8	10	0.7	4.3	10.9	6.0	15.2	8.3	21.1	15	4.6
	80	5.6	30.4	10.8	303.6	16.0	0.7	17.2	425.8	160	11.2	10.8	303.6	320	22.4	10.8	303.6	320	22.4	10.8	303.6	80	5.6	20	1.4	4.5	11.4	6.0	15.2	8.3	21.1	15	4.6
ER10505S	10	0.7	3.8	1.3	36.8	10	0.7	1.3	36.8	10	0.7	1.3	36.8	20	1.4	1.9	53.8	20	1.4	1.9	53.8	10	0.7	3	0.2	3.8	9.7	5.0	12.7	7.5	19.1	10	3.0
	20	1.4	7.6	2.7	76.8	4.0	0.7	3.1	87.8	40	2.8	5.7	161.9	80	5.6	5.7	161.9	80	5.6	5.7	161.9	20	1.4	5	0.3	4.0	10.3	5.8	14.7	7.0	17.8	12	3.7
	40	2.8	15.2	5.4	360.0	8.0	0.7	10.8	303.6	80	5.6	10.8	303.6	160	11.2	10.8	303.6	160	11.2	10.8	303.6	40	2.8	10	0.7	4.3	10.9	6.0	15.2	8.3	21.1	15	4.6
	80	5.6	30.4	10.8	303.6	16.0	0.7	17.2	425.8	160	11.2	10.8	303.6	320	22.4	10.8	303.6	320	22.4	10.8	303.6	80	5.6	20	1.4	4.5	11.4	6.0	15.2	8.3	21.1	15	4.6

Note: When air pressure is 10x or more than liquid pressure, liquid flow may diminish.

Air Atomizing Nozzles

External Mix Narrow Angle Flat Fan Pattern - 1/4 NPT



Model: EF1010SS
Material: Type 303 Stainless Steel

Model EF1010SS, EF1020SS, EF1030SS and EF1040SS

1/4 NPT external mix narrow angle flat fan pattern nozzles are great where a high volume of liquid is needed over a concentrated area. Since they are external mix, airflow and liquid flow can be controlled independently. External mix narrow angle flat fan pattern nozzles are the best choice where thicker liquids for a heavy coating are needed over a narrow band, such as a paint line.

For pressure fed applications with independent air and liquid control.



Model: EF1020SS
Material: Type 303 Stainless Steel



A Model EF1020SS is used to supply humidification for a corrosion test chamber.

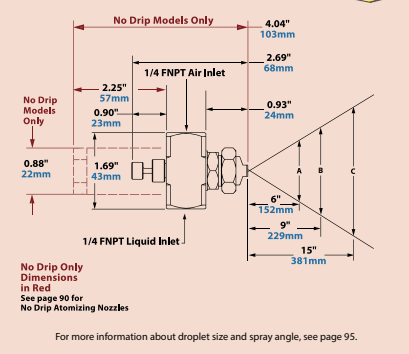


Model: EF1030SS
Material: Type 303 Stainless Steel



Model: EF1040SS
Material: Type 303 Stainless Steel

Dimensions and Airflow Pattern



Model	3 PSI/0.2 BAR Liquid			5 PSI/0.3 BAR Liquid			10 PSI/0.7 BAR Liquid			20 PSI/1.4 BAR Liquid			40 PSI/2.8 BAR Liquid			Spray Dimensions																												
	Air Pressure PSI/ BAR	GPH/ LPH	SCFM/ SLPM	Air Pressure PSI/ BAR	GPH/ LPH	SCFM/ SLPM	Air Pressure PSI/ BAR	GPH/ LPH	SCFM/ SLPM	Air Pressure PSI/ BAR	GPH/ LPH	SCFM/ SLPM	Air Pressure PSI/ BAR	GPH/ LPH	SCFM/ SLPM	Pressure		Width			Max. Depth feet/m																							
																Air PSI/ BAR	Liquid PSI/ BAR	A	B	C																								
EF1010SS	5	0.3	0.8	0.8	2.27	10	0.7	1.0	2.83	15	1.0	1.3	3.68	25	1.7	1.8	51.0	45	3.1	2.7	76.5	5	0.3	3	0.2	4.0	10.2	5.8	14.7	9.5	24.1	6	1.8											
	10	0.7	1.0	1.0	2.83	30	1.4	1.4	5.425	25	1.7	1.8	51.0	40	2.8	2.5	70.8	60	4.1	3.4	96.3	25	1.7	2.0	1.4	6.5	16.5	9.5	24.1	13.0	33.0	13	4.0											
	20	1.4	1.0	3.8	1.5	4.25	30	2.1	5.3	2.0	5.66	40	2.8	1.9	7.2	3.4	96.3	60	4.1	7.5	5.2	3.8	14.4	4.1	1.16	50	3.4	2.0	1.4	6.3	16.0	9.3	23.6	12.0	30.5	16	4.9							
EF1020SS	40	2.8	2.5	7.08	5.0	3.4	2.9	8.21	60	4.1	2.5	7.08	60	4.1	3.4	96.3	95	6.5	5.1	14.4	4.7	13.3	3.8	10.8	80	5.5	5.1	14.4	6.5	16.5	9.5	24.1	13.0	33.0	18	5.5								
	10	0.7	1.0	1.0	2.83	15	1.0	1.3	3.68	20	1.4	1.5	4.25	35	2.4	2.2	62.3	60	4.1	3.4	96.3	29	8.21	5.0	3.4	2.9	8.21	10	0.7	3	0.2	4.5	11.4	7.0	17.8	11.0	27.9	9	2.7					
	20	1.4	2.5	9.5	1.5	4.25	25	1.7	3.2	12.1	1.8	5.10	30	2.1	4.3	16.3	2.5	7.08	50	3.4	2.9	8.21	60	4.1	4.3	12.1	3.8	10.8	80	5.5	5.1	14.4	6.5	16.5	9.5	24.1	13.0	33.0	18	5.5				
EF1030SS	30	2.1	2.0	5.66	40	2.8	2.9	8.21	60	4.1	2.5	7.08	50	3.4	3.4	96.3	70	4.8	3.8	10.8	90	6.2	4.7	13.3	10.8	80	5.5	4.3	12.2	60	4.1	2.0	1.4	7.5	19.1	11.5	29.2	18.0	45.7	20	6.1			
	10	0.7	1.0	1.0	2.83	15	1.0	1.3	3.68	20	1.4	1.5	4.25	35	2.4	2.2	62.3	60	4.1	3.4	96.3	29	8.21	5.0	3.4	2.9	8.21	10	0.7	3	0.2	4.5	11.4	7.0	17.8	11.0	27.9	9	2.7					
	20	1.4	2.5	9.5	1.5	4.25	25	1.7	3.2	12.1	1.8	5.10	30	2.1	4.3	16.3	2.5	7.08	50	3.4	2.9	8.21	60	4.1	4.3	12.1	3.8	10.8	80	5.5	5.1	14.4	6.5	16.5	9.5	24.1	13.0	33.0	18	5.5				
EF1040SS	30	2.1	4.1	16.7	6.9	19.5	40	2.8	5.5	20.8	8.4	23.8	50	3.4	7.6	28.8	10.0	28.3	70	4.8	11.0	41.6	29	8.21	5.0	3.4	2.9	8.21	60	4.1	2.0	1.4	7.5	19.1	11.5	29.2	18.0	45.7	20	6.1				
	10	0.7	1.0	1.0	2.83	15	1.0	1.3	3.68	20	1.4	1.5	4.25	35	2.4	2.2	62.3	60	4.1	3.4	96.3	29	8.21	5.0	3.4	2.9	8.21	10	0.7	3	0.2	4.5	11.4	7.0	17.8	11.0	27.9	9	2.7					
	20	1.4	2.5	9.5	1.5	4.25	25	1.7	3.2	12.1	1.8	5.10	30	2.1	4.3	16.3	2.5	7.08	50	3.4	2.9	8.21	60	4.1	4.3	12.1	3.8	10.8	80	5.5	5.1	14.4	6.5	16.5	9.5	24.1	13.0	33.0	18	5.5				
EF1050SS	25	1.7	1.0	3.79	6.1	17.3	35	2.4	13.5	51.1	7.6	21.5	45	3.1	18.8	71.2	11.5	32.6	70	4.8	27.6	104	9.2	26.1	5.5	3.8	10.7	30.3	65	4.5	3.1	11.7	35	2.4	2.0	1.4	7.5	19.1	11.5	29.2	18.0	45.7	20	6.1
	10	0.7	1.0	1.0	2.83	15	1.0	1.3	3.68	20	1.4	1.5	4.25	35	2.4	2.2	62.3	60	4.1	3.4	96.3	29	8.21	5.0	3.4	2.9	8.21	10	0.7	3	0.2	4.5	11.4	7.0	17.8	11.0	27.9	9	2.7					
	20	1.4	2.5	9.5	1.5	4.25	25	1.7	3.2	12.1	1.8	5.10	30	2.1	4.3	16.3	2.5	7.08	50	3.4	2.9	8.21	60	4.1	4.3	12.1	3.8	10.8	80	5.5	5.1	14.4	6.5	16.5	9.5	24.1	13.0	33.0	18	5.5				

Air Atomizing Nozzles

External Mix Wide Angle Flat Fan Pattern - 1/4 NPT



Model: EB1010SS
Material: Type 303 Stainless Steel



Model: EB1020SS
Material: Type 303 Stainless Steel



Model: EB1030SS
Material: Type 303 Stainless Steel



Model: EB1040SS
Material: Type 303 Stainless Steel

Model EB1010SS, EB1020SS, EB1030SS and EB1040SS

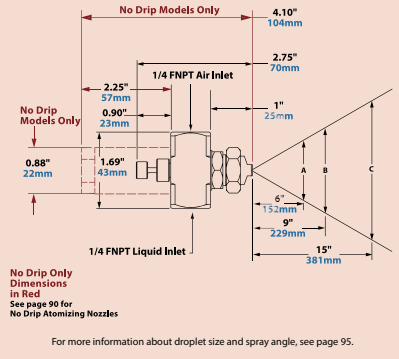
1/4 NPT external mix wide angle flat fan pattern nozzles are great where a high volume of liquid is needed over a wide area such as a conveyor line. Because they are external mix, airflow and liquid flow can be controlled independently. Common applications are those which require a moderate application of liquid over a broad area, such as cooling or coating wide webs.

For pressure fed applications with independent air and liquid control.



(2) Model EB1040SS nozzles are used to rinse wine bottles after capping.

Dimensions and Airflow Pattern



Spray Nozzles

Model	3 PSI/0.2 BAR Liquid			5 PSI/0.3 BAR Liquid			10 PSI/0.7 BAR Liquid			20 PSI/1.4 BAR Liquid			40 PSI/2.8 BAR Liquid			Spray Dimensions																										
	Air Pressure PSI/BAR	GPH/SLPM	SCFM/SLPM	Air Pressure PSI/BAR	GPH/SLPM	SCFM/SLPM	Air Pressure PSI/BAR	GPH/SLPM	SCFM/SLPM	Air Pressure PSI/BAR	GPH/SLPM	SCFM/SLPM	Air Pressure PSI/BAR	GPH/SLPM	SCFM/SLPM	Pressure			Width			Max. Depth feet/m																				
	in	cm	cm	in	cm	cm	in	cm	cm	in	cm	cm	in	cm	cm	Air PSI	Liquid PSI/BAR	A	B	C																						
EB1010SS	5	0.3		0.9	25.5		5	0.3		0.9	25.5		8	0.6		1.1	31.1		1.3	36.8		15	1.0		1.7	48.1	10	0.7	5	0.3	8.0	20.3	11.0	27.9	14.0	35.6	9	2.7				
	8	0.6	1.0	3.8	1.1	31.1	10	0.7	1.4	5.3	1.3	36.8	10	0.7	1.9	7.2	1.3	36.8	20	1.4	2.7	10.2	2.0	56.6	20	1.4	2.0	56.6	20	1.4	2.0	56.6	20	1.4	2.0	56.6	20	1.4	2.0	56.6	11	3.4
	10	0.7			1.3	36.8	16	1.0			1.7	48.1	20	1.4			2.0	56.6	30	2.1			2.6	73.6	30	2.1			2.6	73.6	30	2.1	11.0	27.9	15.0	38.1	20.0	50.8	13	4.0		
	15	1.0			1.7	48.1	20	1.4			2.0	56.6	30	2.1			2.6	73.6	35	2.4			3.0	85.0	35	2.4			3.0	85.0	35	2.4	11.0	27.9	15.0	38.1	21.0	53.3	14	4.3		
EB1020SS	6	0.4		1.0	28.3	6	0.4			1.0	28.3	6	0.4			1.0	28.3	10	0.7			1.3	36.8	20	1.4			2.0	56.6	8	0.6	5	0.3	11.0	27.9	16.0	40.6	19.0	48.3	8	2.4	
	7	0.5			1.1	31.1	8	0.6	3.2	12.1	1.1	31.1	8	0.6	4.3	16.3	1.1	31.1	12	0.8			1.5	42.5	25	1.7			2.3	65.1	15	1.0	2.0	1.4	11.0	27.9	16.0	40.6	21.0	53.3	11	3.4
	8	0.6	2.5	9.5																																						
	10	0.7			1.3	36.8	10	0.7			1.3	36.8	12	0.8			1.5	42.5	20	1.4			2.0	56.6	35	2.4			3.0	85.0	25	1.7	4.0	2.8	11.0	27.9	15.0	38.1	21.0	53.3	14	4.3
EB1030SS	8	0.6		3.4	96.3	10	0.7			3.8	108	15	1.0			4.8	136	35	2.4			8.4	238	50	3.4			11.0	31.1	15	1.0	3.0	0.2	11.0	27.9	17.0	43.2	21.0	53.3	13	4.0	
	15	1.0			4.8	136	20	1.4			5.9	167	25	1.7			6.7	190	45	3.1			10.1	286	65	4.5			12.3	348	25	1.7	10	0.7	12.0	30.5	18.0	45.7	23.0	58.4	16	4.9
	20	1.4	4.6	17.0																																						
	25	1.7			5.9	167	25	1.7	5.5	20.8	6.7	190	35	2.4	7.6	215	40	2.8																								
EB1040SS	10	0.7			3.8	108	15	1.0			4.8	136	25	1.7			6.7	190	45	3.1			10.1	286	75	5.2			13.7	388	30	2.1	5	0.3	13.0	33.0	19.0	48.3	24.0	61.0	17	5.2
	15	1.0			4.8	136	20	1.4			5.9	167	30	2.1			7.6	215	50	3.4			11.0	311	85	5.9			15.7	445	45	3.1	2.0	1.4	14.0	35.6	20.0	50.8	26.0	61.0	19	5.8
	20	1.4	10.0	37.0																																						
	25	1.7			6.7	190	35	2.4			8.4	238	40	2.8	18.8	71.2	9.3	263	70	4.8			14.4	379	95	6.5			16.8	476	60	5.5	2.0	1.4	15.0	38.1	21.0	53.3	27.0	68.6	23	7.0

Air Atomizing Nozzles

Siphon Fed Round Pattern - 1/4 NPT



Model: SR1010SS
Material: Type 303 Stainless Steel



Model: SR1020SS
Material: Type 303 Stainless Steel



Model: SR1030SS
Material: Type 303 Stainless Steel



Model: SR1040SS
Material: Type 303 Stainless Steel

Model SR1010SS, SR1020SS, SR1030SS and SR1040SS

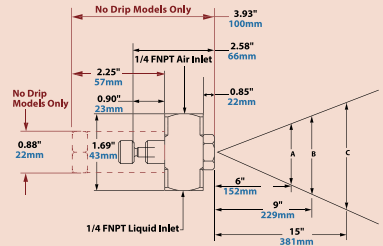
1/4 NPT siphon fed round pattern nozzles are great where no liquid pressure is available and a thin coating is needed at a specific area. Flow rate is adjustable via the adjusting valve. Siphon nozzles work best with a suction height of 36" (914mm) or less. Since these nozzles are siphon fed, the compressed airflow draws the liquid in and mixes it internally. Liquid flow is dependent both on the gravity or suction height and the airflow. Siphon fed round pattern nozzles provide the most liquid flow of any siphon fed nozzle.

Siphon or gravity fed for non-pressurized applications.



The SR1020SS has a focused, round pattern for precision application of coatings or coolant.

Dimensions and Airflow Pattern



No Drip Only Dimensions in Red See page 90 for No Drip Atomizing nozzles

For more information about droplet size and spray angle, see page 95.

		Liquid Flow in GPH/LPH														Spray Dimensions at 8" (20cm) Siphon Height														
		Air			Gravity Head					Siphon Height						Air		Width				Max. Depth feet/m								
Model		Pressure PSI/BAR	SCFM/SLPM	18"	46cm	12"	30cm	6"	15cm	4"	10cm	8"	20cm	12"	30cm	24"	61cm	36"	91cm	Pressure PSI/BAR	in		cm	A	B	C				
SR1010SS	10	0.7	0.5	14.2	0.6	2.3	0.5	1.9	0.4	1.5	0.2	0.8	0.2	0.8	---	---	---	---	---	20	1.4	3.3	8	4.3	11	6.0	15	7	2.1	
	20	1.4	0.7	19.8	0.6	2.3	0.6	2.3	0.5	1.9	0.4	1.5	0.4	1.5	0.3	1.1	---	---	---	20	1.4	3.3	8	4.3	11	6.0	15	9	2.7	
	40	2.8	1.2	34.0	0.7	2.6	0.7	2.6	0.6	2.3	0.5	1.9	0.5	1.9	0.4	1.5	0.3	1.1	0.2	0.8	20	2.8	3.8	10	5.0	13	6.8	17	10	3.0
	60	4.1	1.6	45.3	0.8	3.0	0.8	3.0	0.7	2.6	0.6	2.3	0.5	1.9	0.5	1.9	0.4	1.5	0.2	0.8	60	4.1	3.8	10	5.0	13	6.8	17	11	3.4
SR1020SS	10	0.7	0.7	19.8	1.1	4.2	0.9	3.4	0.8	3.0	0.5	1.9	0.4	1.5	0.3	1.1	---	---	---	10	0.7	3.3	8	4.8	12	6.8	17	9	2.7	
	20	1.4	1.1	31.1	1.3	4.9	1.1	4.2	1.0	3.8	0.8	3.0	0.7	2.6	0.6	2.3	0.3	1.1	---	---	20	1.4	3.5	9	5.0	13	7.0	18	11	3.4
	40	2.8	1.7	48.1	1.6	6.1	1.5	5.7	1.4	5.3	1.2	4.5	1.0	3.8	1.0	3.8	0.7	2.6	0.4	1.5	40	2.8	3.8	10	5.5	14	7.5	19	14	4.3
	60	4.1	2.3	65.0	1.9	7.2	1.7	6.4	1.6	6.1	1.4	5.3	1.2	4.5	1.2	4.5	0.9	3.4	0.5	1.9	60	4.1	4.0	10	5.8	15	8.0	20	16	4.9
SR1030SS	20	1.4	2.0	56.6	4.3	16.3	3.8	14.4	3.3	12.5	2.5	9.5	1.8	6.8	1.3	4.9	0.3	1.1	---	---	20	1.4	3.5	9	5.0	13	7.0	18	12	3.7
	40	2.8	3.2	90.6	5.0	18.9	4.4	16.7	4.0	15.1	3.3	12.5	2.9	11.0	2.5	9.5	1.3	4.9	1.0	3.8	40	2.8	3.8	10	5.3	13	7.5	19	13	4.0
	60	4.1	4.3	122	5.5	20.8	4.9	18.5	4.5	17.0	3.7	14.0	3.4	12.9	3.1	11.7	1.9	7.2	1.5	5.7	60	4.1	3.8	10	5.5	14	8.0	20	15	4.6
	80	5.5	5.6	158	5.8	22.0	5.3	20.1	4.9	18.5	4.1	15.5	3.9	14.8	3.7	14.0	2.6	9.8	1.7	6.4	80	5.5	4.0	10	5.8	15	8.3	21	18	5.5
SR1040SS	30	2.1	5.7	161	12.3	46.6	11.0	41.6	9.3	35.2	6.3	23.8	5.3	20.1	4.5	17.0	0.6	2.3	---	---	30	2.1	4.8	12	6.5	17	8.8	22	19	5.8
	40	2.8	6.9	195	13.0	49.2	11.8	44.7	10.0	37.9	7.3	27.6	6.5	24.6	5.5	20.8	1.5	5.7	0.3	1.1	40	2.8	5.2	13	7.0	18	9.3	24	21	6.4
	60	4.1	9.5	269	14.3	54.1	13.0	49.2	11.5	43.5	8.5	32.2	7.5	28.4	6.5	24.6	2.3	8.7	1.5	5.7	60	4.1	5.5	14	7.5	19	9.8	25	24	7.3
	80	5.5	12.0	340	15.0	56.8	13.5	51.1	12.5	47.3	9.5	36.0	8.5	32.2	7.5	28.4	3.5	13.2	1.9	7.2	80	5.5	5.8	15	7.8	20	10.0	25	27	8.2

Air Atomizing Nozzles

Siphon Fed Flat Fan Pattern - 1/4 NPT



Model: SF1010SS
Material: Type 303 Stainless Steel

Model SF1010SS, SF1020SS and SF1030SS

1/4 NPT siphon fed flat fan pattern nozzles are great where no liquid pressure is available and a thin coating is needed over a wide band. Flow rate is adjustable via the adjusting valve. Siphon nozzles work best with a suction height of 36" (914mm) or less. Since these nozzles are siphon fed, the compressed airflow draws the liquid in and mixes it internally. Liquid flow is dependent both on the gravity or suction height and the airflow. Siphon fed flat fan pattern nozzles are the best choice where liquid is needed over a broad band such as a moving assembly line.



Model: SF1020SS
Material: Type 303 Stainless Steel

Siphon or gravity fed for non-pressurized applications.

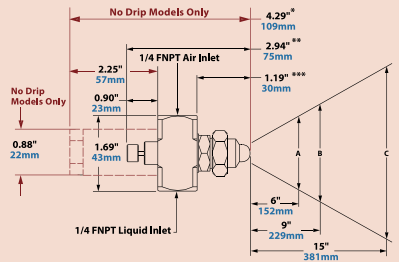


Model: SF1030SS
Material: Type 303 Stainless Steel



A Model SF1020SS is used to apply a light coating of oil to prevent sockets from rusting prior to a packaging operation.

Dimensions and Airflow Pattern



No Drip Only Dimensions in Red See page 90 for No Drip Atomizing Nozzles

**Model SF2010SS: 4.15" / 105mm
***Model SF1010SS: 2.80" / 71mm
***Model SF1010SS: 1.05" / 27mm

For more information about droplet size and spray angle, see page 95.

Spray Nozzles

Model	Liquid Flow in GPH/LPH																	Spray Dimensions at 8" (20cm) Siphon Height												
	Air			Gravity Head					Siphon Height									Air		Width						Max. Depth feet/m				
	Pressure PSI/BAR	SCFM/ SLPM		18"	46cm	12"	30cm	6"	15cm	4"	10cm	8"	20cm	12"	30cm	24"	61cm	36"	91cm	Pressure PSI/BAR	A in	A cm	B in	B cm	C in		C cm			
SF1010SS	10	0.7	0.9	25.5	0.4	1.5	0.3	1.1	0.3	1.1	0.2	0.8	0.2	0.8	0.2	0.8	0.2	0.8	0.1	0.4	10	0.7	9	23	11	28	13	33	5	1.5
	20	1.4	1.3	36.8	0.4	1.5	0.3	1.1	0.3	1.1	0.3	1.1	0.3	1.1	0.3	1.1	0.2	0.8	0.2	0.8	20	1.4	10	25	12	30	14	36	6	1.8
	30	2.1	1.7	48.1	0.3	1.1	0.3	1.1	0.3	1.1	0.3	1.1	0.3	1.1	---	---	---	---	---	---	30	2.1	11	28	13	33	15	38	7	2.1
SF1020SS	20	1.4	2.3	65.1	1.2	4.5	1.1	4.2	1.0	3.8	0.9	3.4	0.8	3.0	0.8	3.0	0.6	2.3	0.5	1.9	20	1.4	10	25	14	36	19	48	6	1.8
	30	2.1	2.9	82.1	1.1	4.2	1.1	4.2	1.0	3.8	0.8	3.0	0.8	3.0	0.8	3.0	0.6	2.3	0.5	1.9	30	2.1	11	28	15	38	21	53	7	2.1
	40	2.8	3.5	99.1	1.0	3.8	0.9	3.4	0.8	3.0	0.7	2.6	0.7	2.6	0.7	2.6	0.5	1.9	0.4	1.5	40	2.8	13	33	16	41	23	58	6	1.8
SF1030SS	50	3.4	4.3	122	0.8	3.0	0.7	2.6	0.5	1.9	0.5	1.9	0.4	1.5	0.3	1.1	---	---	---	---	50	3.4	14	36	18	46	25	64	6	1.8
	20	1.4	2.2	62.3	1.8	6.8	1.6	6.1	1.5	5.7	1.4	5.3	1.4	5.3	1.3	4.9	1.1	4.2	1.0	3.8	20	1.4	9	23	11	28	15	38	8	2.4
	30	2.1	2.8	79.2	1.9	7.2	1.8	6.8	1.8	6.8	1.7	6.4	1.7	6.4	1.6	6.1	1.4	5.3	1.2	4.5	30	2.1	10	25	13	33	17	43	9	2.7
SF1030SS	40	2.8	3.3	93.4	1.8	6.8	1.8	6.8	1.7	6.4	1.6	6.1	1.6	6.1	1.5	5.7	1.3	4.9	1.2	4.5	40	2.8	11	28	14	36	17	43	10	3.0
	50	3.4	4.0	113	1.6	6.1	1.5	5.7	1.4	5.3	1.4	5.3	1.3	4.9	1.3	4.9	1.1	4.2	1.0	3.8	50	3.4	11	28	14	36	18	46	11	3.4

Air Atomizing Nozzles

Internal Mix Narrow Angle Round Pattern - 1/2 NPT



Model: AN5010SS
Material: Type 303 Stainless Steel




Model: AN5020SS
Material: Type 303 Stainless Steel

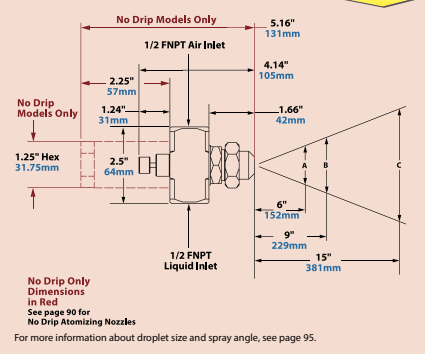
Model AN5010SS and AN5020SS

1/2 NPT internal mix narrow angle round pattern nozzles are excellent for spraying a concentrated mist of liquid. Because of the versatility of their adjustments, these larger atomizing nozzles can apply a heavy coat up close or send a very fine mist over 40 feet away! They are often used for higher volume application of lubricants during assembly, or marking items as they move through an assembly line.

For pressure fed applications not requiring independent air and liquid control.



Dimensions and Airflow Pattern



For more information about droplet size and spray angle see page 95.

With adjustable liquid flow, these nozzles can be used to apply a heavy coat or a precise volume of liquid.

Spray Dimensions												
Model	Pressure				Width						Max. Depth feet/m	
	Air PSI/BAR	Liquid PSI/BAR			in		cm					
AN5010SS	20	1.4	5	0.3							22	6.7
	36	2.5	15	1.0	3.5	9	5.75	14.6	8.5	22	30	9.1
	50	3.4	25	1.7							34	10.4
	60	4.1	35	2.4							37	11.3
AN5020SS	10	0.7	5	0.3	4	10	6	15.2	8.5	22	20	6.1
	32	2.2	25	1.7	5.5	14	7.5	19.1	10	25	27	8.2
	44	3.0	35	2.4	6	15	9	22.9	10.5	27	35	10.7
	64	4.4	55	3.8	6	15	9	22.9	10.5	27	42	12.8

Model	5 PSI/0.3 BAR Liquid					15 PSI/1.0 BAR Liquid					25 PSI/1.7 BAR Liquid					35 PSI/2.4 BAR Liquid					55 PSI/3.8 BAR Liquid									
	Air Pressure PSI/BAR	GPH/LPH	SCFM/SLPM	Air Pressure PSI/BAR	GPH/LPH	SCFM/SLPM	Air Pressure PSI/BAR	GPH/LPH	SCFM/SLPM	Air Pressure PSI/BAR	GPH/LPH	SCFM/SLPM	Air Pressure PSI/BAR	GPH/LPH	SCFM/SLPM	Air Pressure PSI/BAR	GPH/LPH	SCFM/SLPM	Air Pressure PSI/BAR	GPH/LPH	SCFM/SLPM									
AN5010SS	18	1.2	9	34.1	12	339.8	28	1.9	27	102.2	14.5	411	38	2.6	51.6	195.3	16.4	464	48	3.3	75.6	286	18.4	521	---	---	---	---	---	---
	20	1.4	7	26.5	12.8	362.5	32	2.2	20	75.7	16.2	459	44	3.0	32.4	122.6	19.5	552	60	4.1	36.6	139	25.3	716	---	---	---	---	---	---
	22	1.5	6	22.7	13.6	385.2	38	2.6	20	75.7	19	538	54	3.7	22	83.3	24.3	688	72	5.0	21.6	82	31.0	878	---	---	---	---	---	---
	24	1.7	4.5	17.0	14.5	410.6	42	2.9	12.5	47.3	20.4	578	60	4.1	18	68.1	26.9	762	78	5.4	16.8	64	33.7	954	---	---	---	---	---	---
AN5020SS	10	0.7	30	113.6	13.7	388.0	18	1.2	98.4	372.4	15.6	442	26	1.8	159	601.8	17.6	498	36	2.5	183	693	20.0	566	54	3.7	231	874.3	26.0	736
	12	0.8	18.8	70.4	16.2	458.8	20	1.4	73.2	277.1	17.9	507	32	2.2	99	374.7	23.7	671	42	2.9	126	477	26.1	739	60	4.1	168	635.9	33.4	946
	---	---	---	---	---	---	22	1.5	63.6	240.7	20.3	575	36	2.5	75	283.9	28.6	810	46	3.2	96	363	31.0	878	72	5.0	76	287.7	47.2	1337
	---	---	---	---	---	---	24	1.7	52.8	199.8	22.6	640	40	2.8	57.6	218.0	33.0	935	52	3.6	71	269	37.7	1068	76	5.2	54	204.4	51.3	1453

Air Atomizing Nozzles

Internal Mix Flat Fan Pattern - 1/2 NPT



Model: AF5010SS
Material: Type 303 Stainless Steel

Model AF5010SS and AF5020SS

1/2 NPT internal mix flat fan pattern atomizing nozzles are designed with efficiency in mind. Especially good for vertical or horizontal assembly lines, the broad thin pattern of these larger atomizing nozzles makes efficient use of your expensive liquids. Their output can be adjusted for a very light film or a heavy coat of atomized liquid. Whether it's applying paint to hanging sheet metal, or using a water mist to cool a laminate web, flat fan atomizing nozzles cover a wide flat area, ideal for products moving on a conveyor.

For pressure fed applications not requiring independent air and liquid control.

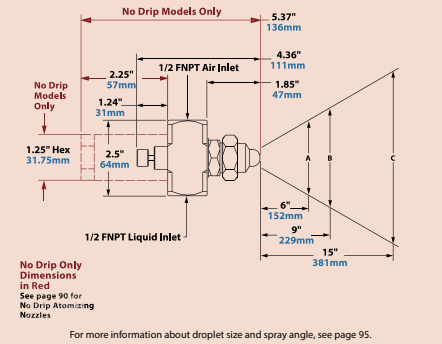


Model: AF5020SS
Material: Type 303 Stainless Steel



Use the adjustable liquid valve to apply just the right amount of liquid upon your application.

Dimensions and Airflow Pattern



Need Help Choosing The Best Atomizing Nozzle For Your Application?

Not sure which atomizing nozzle is required?

Our Application Engineers can assist you in determining the correct model.

Call 1-800-903-9247 to speak with an Application Engineer.

Model		Spray Dimensions												
		Pressure						Width						Max. Depth feet/m
		Air PSI/BAR	Liquid PSI/BAR	in				cm						
AF5010SS	20	1.4	10	0.7	25	64	34	86	45	114	14	14	4.3	
	40	2.8	20	1.4	28	71	36	91	46	117	18	18	5.5	
	50	3.4	25	1.7	29	74	38	97	48	122	22	22	6.7	
	70	4.8	40	2.8	32	81	42	107	51	130	27	27	8.2	
AF5020SS	10	0.7	5	0.3	21	53	27	69	36	91	13	14	4.0	
	20	1.4	15	1.0	34	86	42	107	52	132	15	15	4.6	
	44	3.0	35	2.4	39	99	47	119	64	163	19	20	5.8	
	64	4.4	55	3.8	40	102	50	127	68	173	20	21	6.1	

Model	5 PSI/0.3 BAR Liquid					15 PSI/1.0 BAR Liquid					25 PSI/1.7 BAR Liquid					35 PSI/2.4 BAR Liquid					55 PSI/3.8 BAR Liquid									
	Air Pressure PSI/BAR	GPH/LPH	SCFM/SLPM	Air Pressure PSI/BAR	GPH/LPH	SCFM/SLPM	Air Pressure PSI/BAR	GPH/LPH	SCFM/SLPM	Air Pressure PSI/BAR	GPH/LPH	SCFM/SLPM	Air Pressure PSI/BAR	GPH/LPH	SCFM/SLPM	Air Pressure PSI/BAR	GPH/LPH	SCFM/SLPM	Air Pressure PSI/BAR	GPH/LPH	SCFM/SLPM									
AF5010SS	---	---	---	---	---	28	1.9	33.6	127	23.4	663	44	3.0	38.4	145	32.4	918	58	4.0	46.2	175	40.3	1141	---	---	---	---	---	---	
	---	---	---	---	---	30	2.1	25.2	95	25.3	716	48	3.3	35.8	136	36.2	1025	62	4.3	34.8	132	43.5	1232	---	---	---	---	---	---	
	---	---	---	---	---	34	2.3	12.6	48	28.7	813	50	3.4	18	68	38.0	1076	65	4.5	25.2	95	46.0	1303	---	---	---	---	---	---	
	---	---	---	---	---	36	2.5	11.5	44	31.2	884	60	4.1	3.5	13	46.0	1303	70	4.8	16.2	61	49.7	1408	---	---	---	---	---	---	
AF5020SS	10	0.69	18	68	18.0	510	18	1.2	87.6	332	15.6	442	26	1.8	150	568	17.9	507	36	2.5	177	670	22.3	632	54	3.7	231	874	29.3	830
	12	0.83	6	23	6.0	170	20	1.4	62.4	236	18.4	521	30	2.1	99	375	22.3	632	40	2.8	132	500	26.6	753	60	4.1	186	704	35.6	1008
	---	---	---	---	---	22	1.5	45.6	173	20.6	583	36	2.5	50.4	191	29.9	847	46	3.2	76.8	291	34.4	974	68	4.7	108	409	44.4	1257	
	---	---	---	---	---	24	1.7	30.6	116	23.3	640	40	2.8	26.4	100	35.2	997	52	3.6	38.4	145	41.5	1175	76	5.2	66	250	53.13	1505	

Air Atomizing Nozzles

Internal Mix 360° Hollow Circular Pattern - 1/2 NPT



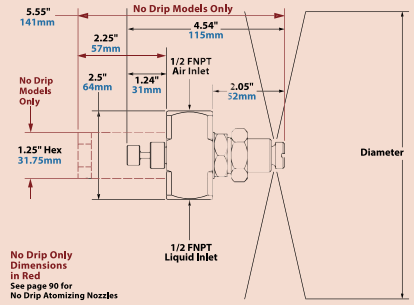
Model: AT5010SS
Material: Type 303 Stainless Steel

Model AT5010SS

1/2 NPT internal mix 360° nozzles are designed for applications where the spray pattern must be oriented away from the nozzle in all directions. These larger 360° nozzles are ideal where a smooth, even coating is needed on the ID of pipe or similar ductwork. They also work great for operations where a mist over a broad area is needed, such as dust suppression, humidification and cooling.

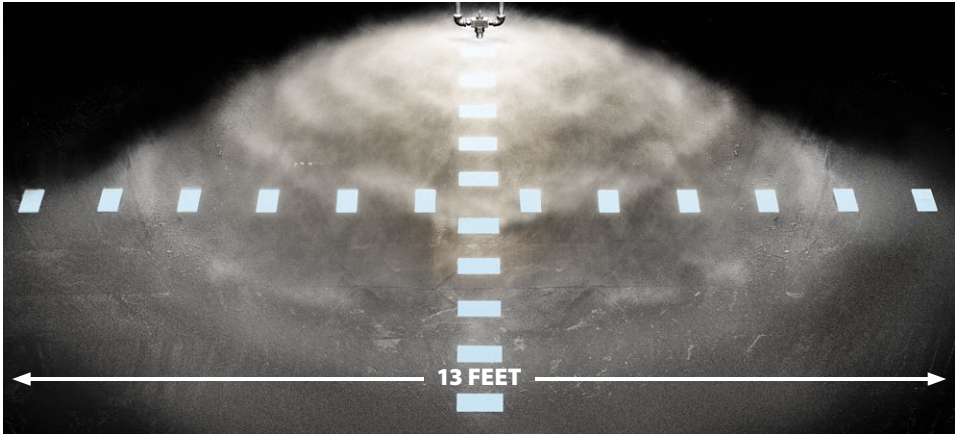
For pressure fed applications not requiring independent air and liquid control.

Dimensions and Airflow Pattern



For more information about droplet size and spray angle, see page 95.

Spray Nozzles



360° circular pattern nozzles can be used to coat inside diameters or cover a broad area up to 13' (4m).

Model	10 PSI/0.7 BAR Liquid			20 PSI/1.4 BAR Liquid			30 PSI/2.1 BAR Liquid			40 PSI/2.8 BAR Liquid			60 PSI/4.1 BAR Liquid			Spray Dimensions																				
	Air Pressure	GPH/LPH	SCFM/SLPM	Air Pressure	GPH/LPH	SCFM/SLPM	Air Pressure	GPH/LPH	SCFM/SLPM	Air Pressure	GPH/LPH	SCFM/SLPM	Air Pressure	GPH/LPH	SCFM/SLPM	Pressure		Diameter																		
	PSI/BAR			PSI/BAR			PSI/BAR			PSI/BAR			PSI/BAR			Air PSI/BAR	Liquid PSI/BAR	in cm																		
AT5010SS	14	1.0	54	204	13.7	388	24	1.9	100	379	17.3	490	36	2.5	114	431	23.7	671	48	3.3	132	500	29.6	838	72	5.0	150	568	41.5	1175	16	1.1	10	0.7	56	142
	16	1.1	33.6	127	16.3	462	28	1.9	66	250	21.8	617	40	2.8	83	314	28.0	793	54	3.7	85	322	36.2	1025	76	5.2	120	454	45.6	1291	42	2.9	30	2.1	112	284
	18	1.2	16.8	64	18.5	524	32	2.2	32.5	123	26.7	756	46	3.2	38.4	145	34.6	980	60	4.1	42	159	42.7	1209	78	5.4	108	409	47.9	1357	56	3.9	40	2.8	144	366
	20	1.4	10.8	41	20.0	566	36	2.5	12	45	30.8	872	50	3.4	14.4	55	39.1	1107	66	4.6	15.6	59	49.9	1413	82	5.7	84	318	51.5	1458	80	5.5	60	4.1	156	396

Air Atomizing Nozzles

External Mix Narrow Angle Flat Fan Pattern - 1/2 NPT



Model: EF5010SS
Material: Type 303 Stainless Steel

Model EF5010SS

1/2 NPT external mix narrow angle flat fan pattern nozzles are great where a high volume of liquid is needed over a concentrated area. Since they are external mix, airflow and liquid flow can be controlled independently. External mix narrow angle flat fan pattern nozzles are the best choice where thicker liquids for a heavy coating are needed over a narrow band, such as a paint line.

For pressure fed applications with independent air and liquid control.



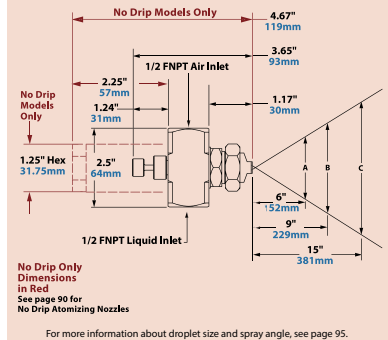
External mix narrow angle flat fan nozzles provide a high volume of liquid in a concentrated area.

Spray Nozzles



See page 4 for complete details.

Dimensions and Airflow Pattern



For more information about droplet size and spray angle, see page 95.

Model	3 PSI/0.2 BAR Liquid			5 PSI/0.3 BAR Liquid			7 PSI/0.5 BAR Liquid			10 PSI/0.7 BAR Liquid			15 PSI/1.0 BAR Liquid			Spray Dimensions																						
	Air Pressure PSI/ BAR	GPH/ LPH	SCFM/ SLPM	Air Pressure PSI/ BAR	GPH/ LPH	SCFM/ SLPM	Air Pressure PSI/ BAR	GPH/ LPH	SCFM/ SLPM	Air Pressure PSI/ BAR	GPH/ LPH	SCFM/ SLPM	Air Pressure PSI/ BAR	GPH/ LPH	SCFM/ SLPM	Pressure			Width			Max. Depth feet/m																
																Air PSI/ BAR	Liquid PSI/ BAR	A	B	C																		
EF5010SS	30	2.1		30.2	854	40	2.8		36.6	1037	45	3.1		39.9	1130	55	3.8		46.4	1314	80	5.5		56.0	1586	35	2.4	3	0.2	15	38	18.5	47	22	56	25	7.6	
	35	2.4		34.0	961	45	3.1		40.4	1144	55	3.8		47.0	1331	60	4.1		49.75	1409	85	5.9		60.0	1699	50	3.4	5	0.3	15	38	19	48	23	58	31	9.4	
	40	2.8		37.3	1055	55	3.8		47.4	1342	60	4.1		49.5	1402	70	4.8		52.84	1496	90	6.2		61.4	1739	70	4.8	10	0.7	15	38	20	51	25	64	33	10.1	
	45	3.1		40.8	1155	60	4.1		50.0	1416	70	4.8		56.8	1609	80	5.5		59.7	1691	100	6.9		67.6	1914	90	6.2	15	1.0	15	38	20	51	25	64	33	10.7	



Air Atomizing Nozzles

Siphon Fed Round Pattern - 1/2 NPT



Model: SR50105S
Material: Type 303 Stainless Steel

Model SR50105S

1/2 NPT siphon fed round pattern nozzles are great where no liquid pressure is available and a heavy coating is needed at a specific area. Flow rate of these larger atomizing nozzles is adjustable via the adjusting valve. Siphon nozzles work best with a suction height of 24" or less. Since these nozzles are siphon fed, the compressed airflow draws the liquid in and mixes it internally. Liquid flow is dependent both on the gravity or suction height and the airflow. 1/2 NPT siphon fed round pattern nozzles provide the most liquid flow of any siphon fed nozzle.

Siphon or gravity fed for non-pressurized applications.



Use a siphon fed nozzle when no liquid pressure is available.

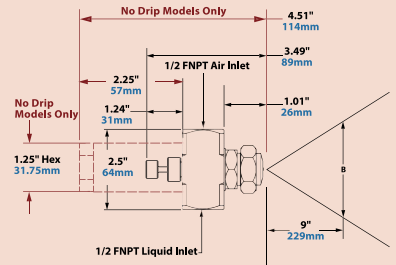
Spray Nozzles

Air and Liquid Caps are Interchangeable!



Changing liquid volume and/or liquid air pattern can be done in the field. EXAIR's vast selection of caps are all interchangeable!

Dimensions and Airflow Pattern



No Drip Only Dimensions In Red See page 90 for No Drip Atomizing Nozzles

For more information about droplet size and spray angle, see page 95.

Liquid Flow in GPH/LPH

Model	Air		Gravity Head						Siphon Height							
	Pressure PSI/BAR	SCFM/SLPM	18"	46cm	12"	30cm	6"	15cm	4"	10cm	8"	20cm	12"	30cm	24"	61cm
			---	---	---	---	---	---	---	---	---	---	---	---	---	---
SR50105S	20	1.4	19.3	547	---	---	---	---	---	22.1	84	14.3	54	---	---	---
	30	2.1	25.2	714	---	---	---	---	---	28.6	108	25.7	97	12.3	47	---
	40	2.8	32.8	929	---	---	56.8	215	41	155	31.5	119	28.4	107	19.6	74
	50	3.4	36.7	1039	61	231	57.4	217	42.8	162	32.1	121	30.2	114	21.8	83
	60	4.1	42.2	1195	59.1	224	57.4	217	43.8	166	33.1	125	33	125	25.7	97
	70	4.8	47.7	1351	66	250	58.6	222	43.8	166	35.3	134	35.3	134	29.7	112
	80	5.5	52.9	1498	68.3	259	59.1	224	44.5	168	36.6	139	36.9	140	31.1	119
	80	5.5	52.9	1498	68.3	259	59.1	224	44.5	168	36.6	139	36.9	140	31.1	119

Spray Dimensions at 8" (20cm) Siphon Height

Model	Air		Width		Max. Depth feet/m
	Pressure PSI/BAR	SCFM/SLPM	B		
			in	cm	
SR50105S	20	1.4	6	15	22
	30	2.1	6	15	25
	40	2.8	6	15	28
	50	3.4	6	15	29
	60	4.1	6	15	31
	70	4.8	6	15	35
	80	5.5	6	15	37
	80	5.5	6	15	37

No Drip Air Atomizing Spray Nozzles



Eliminate drips to conserve valuable liquids and improve product finishes!

What Are No Drip Atomizing Nozzles?

EXAIR's patented[†] no drip atomizing spray nozzles work in the same way our standard atomizing nozzles do, but have the added benefit of positively stopping liquid flow when compressed air is shut off. All models use stainless steel construction for durability and corrosion resistance.

EXAIR's no drip atomizing nozzles are available in 3 basic families:

Internal Mix:

Internal mix nozzles mix the liquid and air inside the air cap and produce the finest atomization. Internal mix nozzles can be used on liquids with a viscosity up to 300 cP. Both air and liquid sides are pressure fed. **No Drip Internal Mix Atomizing Nozzles are for pressure fed applications not requiring independent air and liquid control.**

External Mix:

External mix nozzles have the highest flow rates and allow the air and liquid flows to be adjusted independently. These nozzles are best where precise liquid flow is needed. External mix nozzles can be used on liquids with a viscosity above 300 cP. Both air and liquid sides are pressure fed. **No Drip External Mix Atomizing Nozzles are for pressure fed applications with independent air and liquid control.**

Siphon Fed:

Siphon fed nozzles require no liquid pressure and can be used with gravity fed liquids or lift liquids from a siphon height as much as 36 inches (91cm). Siphon fed nozzles can be used on liquids with a viscosity up to 200 cP. **No Drip Siphon Fed Atomizing Nozzles are siphon or gravity fed for non-pressurized applications.**

[†] Patent #9156045

Why No Drip Atomizing Nozzles?

When spraying any type of liquid, post spray liquid flow can cause big problems. Unwanted drips can ruin product finishes on painted or coated surfaces. In addition, excess liquid flow wastes precious resources such as expensive coatings, chemicals or water. EXAIR's no drip atomizing nozzles are ideal where no post-spray drip is permissible. When the compressed air supply is shut off, the no drip nozzle positively seals off the flow of liquid eliminating the possibility of drips. They can be used in any situation that our standard atomizing nozzles can be used, including Siphon Fed applications. Unlike some manufacturers, there's no need to run a separate air line to control the no drip mechanism. The same compressed air used to combine and atomize liquid in a variety of patterns is used to open a valve allowing liquid to flow. That makes these ideal for use with EXAIR's money and energy saving EFC (see page 7).

EXAIR's no drip nozzles do not change flow rates from standard atomizing nozzles. Operations that require up to 180 cycles per minute can be achieved. Minimum operating air pressure of 30 PSIG (2.1 BAR) required for 1/4 and 1/2 NPT nozzles. 20 PSIG (1.4 BAR) is required for 1/8 NPT nozzles.



Mounting Brackets are available - Model 901786 for 1/8 NPT, Model 901318 for 1/4 NPT and Model 901556 for 1/2 NPT atomizing nozzles.



Applications

- Painting
- Coating
- Rinsing
- Cooling
- Quenching
- Wetting (moistening)
- Humidification
- Dust Control

Advantages

- No post spray drip
- Adjustable
- Easily used with an EFC
- Minimizes air and liquid consumption
- All stainless steel construction
- Fine atomization
- Interchangeable liquid and air caps
- Compact

No Drip Air Atomizing Nozzles

No Drip Internal Mix Atomizing Nozzles are for pressure fed applications not requiring independent air and liquid control.



Model Description

No Drip Internal Mix Narrow Angle Round Pattern Atomizing Nozzles

AN9010SS	No Drip Internal Mix Narrow Angle Round Pattern Atomizing Nozzles, 2.63 GPH/9.96 LPH Max, 1/8 NPT
AN9020SS	No Drip Internal Mix Narrow Angle Round Pattern Atomizing Nozzles, 3.33 GPH/12.61 LPH Max, 1/8 NPT
AN9030SS	No Drip Internal Mix Narrow Angle Round Pattern Atomizing Nozzles, 6.3 GPH/23.85 LPH Max, 1/8 NPT
AN9040SS	No Drip Internal Mix Narrow Angle Round Pattern Atomizing Nozzles, 12.00 GPH/45.42 LPH Max, 1/8 NPT
AN9050SS	No Drip Internal Mix Narrow Angle Round Pattern Atomizing Nozzles, 18.93 GPH/71.66 LPH Max, 1/8 NPT
AN2010SS	No Drip Internal Mix Narrow Angle Round Pattern Atomizing Nozzles, 3.3 GPH/12.5 LPH Max, 1/4 NPT
AN2020SS	No Drip Internal Mix Narrow Angle Round Pattern Atomizing Nozzles, 9.9 GPH/37.5 LPH Max, 1/4 NPT
AN2030SS	No Drip Internal Mix Narrow Angle Round Pattern Atomizing Nozzles, 23.0 GPH/87.1 LPH Max, 1/4 NPT
AN2040SS	No Drip Internal Mix Narrow Angle Round Pattern Atomizing Nozzles, 66.0 GPH/250 LPH Max, 1/4 NPT
AN6010SS	No Drip Internal Mix Narrow Angle Round Pattern Atomizing Nozzles, 75.6 GPH/286 LPH Max, 1/2 NPT
AN6020SS	No Drip Internal Mix Narrow Angle Round Pattern Atomizing Nozzles, 231.0 GPH/874 LPH Max, 1/2 NPT

No Drip Internal Mix Wide Angle Round Pattern Atomizing Nozzles

AW9010SS	No Drip Internal Mix Wide Angle Round Pattern Atomizing Nozzles, 2.60 GPH/9.84 LPH Max, 1/8 NPT
AW9020SS	No Drip Internal Mix Wide Angle Round Pattern Atomizing Nozzles, 9.83 GPH/37.22 LPH Max, 1/8 NPT
AW9030SS	No Drip Internal Mix Wide Angle Round Pattern Atomizing Nozzles, 15.00 GPH/56.78 LPH Max, 1/8 NPT
AW9040SS	No Drip Internal Mix Wide Angle Round Pattern Atomizing Nozzles, 22.33 GPH/84.54 LPH Max, 1/8 NPT
AW2010SS	No Drip Internal Mix Wide Angle Round Pattern Atomizing Nozzles, 3.5 GPH/13.2 LPH Max, 1/4 NPT
AW2020SS	No Drip Internal Mix Wide Angle Round Pattern Atomizing Nozzles, 8.5 GPH/32.2 LPH Max, 1/4 NPT
AW2030SS	No Drip Internal Mix Wide Angle Round Pattern Atomizing Nozzles, 15.0 GPH/56.8 LPH Max, 1/4 NPT
AW2040SS	No Drip Internal Mix Wide Angle Round Pattern Atomizing Nozzles, 24.0 GPH/91 LPH Max, 1/4 NPT
AW6010SS	No Drip Internal Mix Wide Angle Round Pattern Atomizing Nozzles, 66.0 GPH/250 LPH Max, 1/2 NPT
AW6020SS	No Drip Internal Mix Wide Angle Round Pattern Atomizing Nozzles, 115.0 GPH/435 LPH Max, 1/2 NPT
AW6030SS	No Drip Internal Mix Wide Angle Round Pattern Atomizing Nozzles, 264.0 GPH/999 LPH Max, 1/2 NPT

NO DRIP INTERNAL MIX ATOMIZING NOZZLES

Spray Nozzles

No Drip Air Atomizing Nozzles




Model	Description
No Drip Internal Mix Flat Fan Pattern Atomizing Nozzles	
AF9010SS	No Drip Internal Mix Flat Fan Pattern Atomizing Nozzles, 3.47 GPH/13.12 LPH Max, 1/8 NPT
AF9020SS	No Drip Internal Mix Flat Fan Pattern Atomizing Nozzles, 4.27 GPH/16.15 LPH Max, 1/8 NPT
AF9030SS	No Drip Internal Mix Flat Fan Pattern Atomizing Nozzles, 17.00 GPH/64.35 LPH Max, 1/8 NPT
AF9040SS	No Drip Internal Mix Flat Fan Pattern Atomizing Nozzles, 28.00 GPH/105.99 LPH Max, 1/8 NPT
AF2010SS	No Drip Internal Mix Flat Fan Pattern Atomizing Nozzles, 3.2 GPH/12.1 LPH Max, 1/4 NPT
AF2020SS	No Drip Internal Mix Flat Fan Pattern Atomizing Nozzles, 4.7 GPH/17.8 LPH Max, 1/4 NPT
AF2030SS	No Drip Internal Mix Flat Fan Pattern Atomizing Nozzles, 11.0 GPH/41.6 LPH Max, 1/4 NPT
AF2040SS	No Drip Internal Mix Flat Fan Pattern Atomizing Nozzles, 18.3 GPH/69.3 LPH Max, 1/4 NPT
AF2050SS	No Drip Internal Mix Flat Fan Pattern Atomizing Nozzles, 42.0 GPH/159 LPH Max, 1/4 NPT
AF6010SS	No Drip Internal Mix Flat Fan Pattern Atomizing Nozzles, 46.2 GPH/175 LPH Max, 1/2 NPT
AF6020SS	No Drip Internal Mix Flat Fan Pattern Atomizing Nozzles, 231.0 GPH/874 LPH Max, 1/2 NPT
No Drip Internal Mix Deflected Flat Fan Pattern Atomizing Nozzles	
AD2010SS	No Drip Internal Mix Deflected Flat Fan Pattern Atomizing Nozzles, 6.9 GPH/26 LPH Max, 1/4 NPT
No Drip Internal Mix 360° Hollow Circular Pattern Atomizing Nozzles	
AT2010SS	No Drip Internal Mix 360° Hollow Circular Pattern Atomizing Nozzles, 14.7 GPH/55.7 LPH Max, 1/4 NPT
AT6010SS	No Drip Internal Mix 360° Hollow Circular Pattern Atomizing Nozzles, 150 GPH/568 LPH Max, 1/2 NPT

NO DRIP INTERNAL MIX ATOMIZING NOZZLES

No Drip Air Atomizing Nozzles

No Drip External Mix Atomizing Nozzles are for pressure fed applications with independent air and liquid control.



Model	Description
No Drip External Mix Round Pattern Atomizing Nozzles	
ER2010SS	No Drip External Mix Round Pattern Atomizing Nozzles, 3.8 GPH/14.4 LPH Max, 1/4 NPT
ER2020SS	No Drip External Mix Round Pattern Atomizing Nozzles, 7.5 GPH/28.4 LPH Max, 1/4 NPT
ER2030SS	No Drip External Mix Round Pattern Atomizing Nozzles, 14.0 GPH/53.0 LPH Max, 1/4 NPT
ER2040SS	No Drip External Mix Round Pattern Atomizing Nozzles, 31.0 GPH/117 LPH Max, 1/4 NPT
ER2050SS	No Drip External Mix Round Pattern Atomizing Nozzles, 60.0 GPH/227 LPH Max, 1/4 NPT
No Drip External Mix Narrow Angle Flat Fan Pattern Atomizing Nozzles	
EF9010SS	No Drip External Mix Narrow Angle Flat Fan Pattern Atomizing Nozzles, 2.00 GPH/7.57 LPH Max, 1/8 NPT
EF9020SS	No Drip External Mix Narrow Angle Flat Fan Pattern Atomizing Nozzles, 2.93 GPH/11.09 LPH Max, 1/8 NPT
EF9030SS	No Drip External Mix Narrow Angle Flat Fan Pattern Atomizing Nozzles, 7.67 GPH/29.03 LPH Max, 1/8 NPT
EF9040SS	No Drip External Mix Narrow Angle Flat Fan Pattern Atomizing Nozzles, 14.42 GPH/54.59 LPH Max, 1/8 NPT
EF9050SS	No Drip External Mix Narrow Angle Flat Fan Pattern Atomizing Nozzles, 25.00 GPH/94.64 LPH Max, 1/8 NPT
EF2010SS	No Drip External Mix Narrow Angle Flat Fan Pattern Atomizing Nozzles, 3.8 GPH/14.4 LPH Max, 1/4 NPT
EF2020SS	No Drip External Mix Narrow Angle Flat Fan Pattern Atomizing Nozzles, 7.5 GPH/28.4 LPH Max, 1/4 NPT
EF2030SS	No Drip External Mix Narrow Angle Flat Fan Pattern Atomizing Nozzles, 14.0 GPH/53.0 LPH Max, 1/4 NPT
EF2040SS	No Drip External Mix Narrow Angle Flat Fan Pattern Atomizing Nozzles, 31.0 GPH/117 LPH Max, 1/4 NPT
EF6010SS	No Drip External Mix Narrow Angle Flat Fan Pattern Atomizing Nozzles, 303.0 GPH/1,147 LPH Max, 1/2 NPT
No Drip External Mix Wide Angle Flat Fan Pattern Atomizing Nozzles	
EB2010SS	No Drip External Mix Wide Angle Flat Fan Pattern Atomizing Nozzles, 3.8 GPH/14.4 LPH Max, 1/4 NPT
EB2020SS	No Drip External Mix Wide Angle Flat Fan Pattern Atomizing Nozzles, 7.5 GPH/28.4 LPH Max, 1/4 NPT
EB2030SS	No Drip External Mix Wide Angle Flat Fan Pattern Atomizing Nozzles, 14.0 GPH/53.0 LPH Max, 1/4 NPT
EB2040SS	No Drip External Mix Wide Angle Flat Fan Pattern Atomizing Nozzles, 31.0 GPH/117 LPH Max, 1/4 NPT


Spray Nozzles

NO DRIP EXTERNAL MIX ATOMIZING NOZZLES

No Drip Air Atomizing Nozzles

No Drip Siphon Fed Atomizing Nozzles are siphon or gravity fed for non-pressurized applications.

Spray Nozzles



NO DRIP SIPHON FED ATOMIZING NOZZLES

Model Description

No Drip Siphon Fed Round Pattern Atomizing Nozzles

SR9010SS	No Drip Siphon Fed Round Pattern Atomizing Nozzles, 0.53 GPH/2.02 LPH Max, 1/8 NPT
SR9020SS	No Drip Siphon Fed Round Pattern Atomizing Nozzles, 0.96 GPH/3.63 LPH Max, 1/8 NPT
SR9030SS	No Drip Siphon Fed Round Pattern Atomizing Nozzles, 1.98 GPH/7.50 LPH Max, 1/8 NPT
SR9040SS	No Drip Siphon Fed Round Pattern Atomizing Nozzles, 4.09 GPH/15.48 LPH Max, 1/8 NPT
SR9050SS	No Drip Siphon Fed Round Pattern Atomizing Nozzles, 5.12 GPH/19.38 LPH Max, 1/8 NPT
SR2010SS	No Drip Siphon Fed Round Pattern Atomizing Nozzles, 0.8 GPH/3.0 LPH Max, 1/4 NPT
SR2020SS	No Drip Siphon Fed Round Pattern Atomizing Nozzles, 1.9 GPH/7.2 LPH Max, 1/4 NPT
SR2030SS	No Drip Siphon Fed Round Pattern Atomizing Nozzles, 5.8 GPH/22.0 LPH Max, 1/4 NPT
SR2040SS	No Drip Siphon Fed Round Pattern Atomizing Nozzles, 15.0 GPH/56.8 LPH Max, 1/4 NPT
SR6010SS	No Drip Siphon Fed Round Pattern Atomizing Nozzles, 68.3 GPH/259 LPH Max, 1/2 NPT

No Drip Siphon Fed Flat Fan Pattern Atomizing Nozzles

SF9010SS	No Drip Siphon Fed Flat Fan Pattern Atomizing Nozzles, 0.43 GPH/1.62 LPH Max, 1/8 NPT
SF9020SS	No Drip Siphon Fed Flat Fan Pattern Atomizing Nozzles, 1.52 GPH/5.75 LPH Max, 1/8 NPT
SF9030SS	No Drip Siphon Fed Flat Fan Pattern Atomizing Nozzles, 1.45 GPH/5.49 LPH Max, 1/8 NPT
SF2010SS	No Drip Siphon Fed Flat Fan Pattern Atomizing Nozzles, 0.4 GPH/1.5 LPH Max, 1/4 NPT
SF2020SS	No Drip Siphon Fed Flat Fan Pattern Atomizing Nozzles, 1.2 GPH/4.5 LPH Max, 1/4 NPT
SF2030SS	No Drip Siphon Fed Flat Fan Pattern Atomizing Nozzles, 1.9 GPH/7.2 LPH Max, 1/4 NPT



Droplet Size

One of the primary reasons atomizing spray nozzles are used is because of their fine droplet size. Benefits of fine droplet size include even coating and liquid conservation. For reference, a large raindrop is around 6,000 microns (0.236") in diameter. Standard liquid nozzles produce droplet sizes ranging from 4,000 microns (0.157") down to 300 microns (0.012") in diameter. EXAIR's Atomizing Nozzles produce minuscule droplet sizes in the range of 100 microns (0.004") to 20 microns (0.0008")!

Droplet size can be adjusted by varying either the air or liquid pressure. An increase in air pressure or decrease in liquid pressure will generally produce a smaller droplet size. Below is a chart showing various models of atomizing air nozzles and their droplet sizes at selected pressures.

Droplet Size			
Model	Liquid Pressure	Air Pressure	Droplet Size μm^*
AN1020SS	20 PSI	40 PSI	71
	40 PSI	65 PSI	83
ER1020SS	5 PSI	40 PSI	39
	20 PSI	40 PSI	57
SR1020SS	4" Siphon Height	20 PSI	25
	4" Siphon Height	40 PSI	22

* Volume Median Diameter $D_v(50.0)$ of liquid droplets.
 1 μm = 1 micron = 0.00004". All tests performed with water.

Spray Angle

The Spray Angle is the trigonometric angle created by the width of the spray pattern and the distance at which it is measured. This angle can vary greatly within a given family of atomizing nozzles depending on flow rates and pressures, but will generally fall into the ranges below:

Spray Angle		
Family	Minimum Angle	Maximum Angle
Internal Mix Narrow Angle Round Pattern - AN1010SS, AN2010SS, etc.	20°	45°
Internal Mix Wide Angle Round Pattern - AW1010SS, AW2010SS, etc.	50°	90°
Internal Mix Flat Fan Pattern - AF1010SS, AF2010SS, etc.	50°	120°
Internal Mix Deflected Flat Fan Pattern - AD1010SS, AD2010SS, etc.	67°	90°
External Mix Round Pattern - ER1010SS, ER2010SS, etc.	25°	60°
External Mix Narrow Angle Flat Fan Pattern - EF1010SS, EF2010SS, etc.	35°	70°
External Mix Wide Angle Flat Fan Pattern - EB1010SS, EB2010SS, etc.	50°	105°
Siphon Fed Round Pattern - SR1010SS, SR2010SS, etc.	20°	50°
Siphon Fed Flat Fan Pattern - SF1010SS, SF2010SS, etc.	50°	100°

Liquid Atomizing Spray Nozzles

Pressurized liquid nozzles increase liquid flow for cooling, washing and rinsing!

What are Liquid Atomizing Spray Nozzles?

EXAIR's Liquid Atomizing Spray Nozzles require no air to operate. They produce droplets by spinning the liquid and breaking its surface tension through a precision orifice or by impacting the liquid on to a surface of the nozzle. Compared to EXAIR's Air Atomizing Spray Nozzles, liquid atomizing spray nozzles generate more liquid volume and produce a coarse spray pattern. The higher liquid flow rates benefit some common industrial applications like cleaning, cooling, rinsing, dust suppression and washing. Many liquid atomizing spray nozzles operate well when the liquid they are spraying contains particulate or is a slurry.

Why Liquid Atomizing Spray Nozzles?

They are good general-purpose nozzles for industry and are commonly used with inexpensive liquids like water, rinse aids or detergents while also very effective with chemicals, pesticides and herbicides. Adjustment of the liquid flow rate can be done with varying liquid pressure but without the same adjustability or refinement of Air Atomizing Spray Nozzles. Their smaller footprint allows for mounting in smaller spaces and with less plumbing required, since no air line is needed. Liquid nozzles, made of Type 303 stainless steel are durable and rugged, with no moving parts and have a maximum operating temperature of 800°F (427°C).



Liquid Atomizing Spray Nozzles



Applications

- Cooling
- Quenching
- Coating
- Dust suppression
- Washing
- Rinsing
- Foam breaking
- Slurry spraying
- Sanitizing
- Degreasing
- Lubricating

Advantages

- High liquid flow rates
- Increase the liquid's surface area
- Increase the liquid coverage area on your target
- All stainless steel construction
- Compact footprint
- Versatile

Liquid Atomizing Nozzles

FullStream™ Cone Nozzles - 1/4 NPT



Model: FL1008SS
Material: Type 303 Stainless Steel



Model: FL1010SS
Material: Type 303 Stainless Steel



Model: FL1011SS
Material: Type 303 Stainless Steel

Model FL1008SS, FL1010SS and FL1011SS

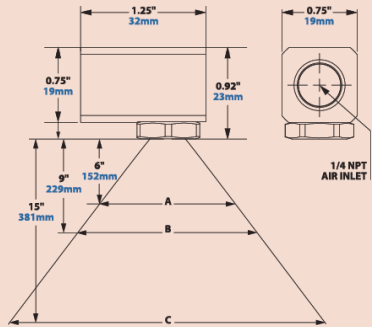
EXAIR's 1/4 NPT FullStream Cone Nozzles, with a full cone spray pattern, are among the most common type of spray nozzles. Full cone spray nozzles are applied to solve cooling, cleaning, washing, rinsing and dust suppression applications throughout industry. Their tangential flow design is vaneless, which creates wide open internal features to resist clogging. This produces a uniform distribution in a full cone round pattern and medium to large droplets. Their right-angle design is compact and operates at up to 250 PSIG liquid pressure. FullStream nozzles work well with liquids containing particulate.

Compared to EXAIR's Air Atomizing nozzles the FullStream will have higher liquid flow rates.

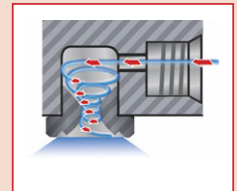
For maximum liquid conservation and spray control visit page 68.



Dimensions and Airflow Pattern



How the FullStream Cone Nozzle Works



With FullStream nozzles, the atomizing fluid is supplied into the body of the nozzle creating a swirling action within the vortex chamber. This vortex produces a full cone spray pattern when the precisely machined nozzle breaks the liquid surface tension as it exits the orifice at a controlled spray angle.

		FullStream Cone Nozzles								Spray Angle									
Inlet Connection	Model	Capacity	Max Free Passage	Flow Rate GPM/LPM								Width							
				3 psi	5 psi	7 psi	10 psi	20 psi	40 psi	60 psi	Pressure PSI/BAR	A		B		C			
1/4 NPT	FL1008SS	8	0.109"	GPM	0.50	0.60	0.70	0.80	1.15	1.55	1.80	7	0.5	5.7	14	8.6	22	14.3	36
				LPM	1.89	2.27	2.65	3.03	4.35	5.87	6.81	20	1.4	7.4	19	11.0	28	18.4	47
				GPM	0.48	0.67	0.83	1.00	1.34	1.88	2.36	7	0.5	6.8	17	10.2	26	17.0	43
				LPM	1.82	2.54	3.14	3.79	5.07	7.12	8.93	20	1.4	8.7	22	13.1	33	21.8	55
	FL1010SS	10	0.125"	GPM	0.62	0.85	0.96	1.10	1.51	2.21	2.66	7	0.5	6.8	17	10.2	26	17.0	43
				LPM	2.35	3.22	3.63	4.16	5.72	8.36	10.07	20	1.4	8.7	22	13.1	33	21.8	55
				GPM	0.62	0.85	0.96	1.10	1.51	2.21	2.66	7	0.5	6.8	17	10.2	26	17.0	43
				LPM	2.35	3.22	3.63	4.16	5.72	8.36	10.07	20	1.4	8.7	22	13.1	33	21.8	55
	FL1011SS	11	0.144"	GPM	0.62	0.85	0.96	1.10	1.51	2.21	2.66	7	0.5	6.8	17	10.2	26	17.0	43
				LPM	2.35	3.22	3.63	4.16	5.72	8.36	10.07	20	1.4	8.7	22	13.1	33	21.8	55
				GPM	0.62	0.85	0.96	1.10	1.51	2.21	2.66	7	0.5	6.8	17	10.2	26	17.0	43
				LPM	2.35	3.22	3.63	4.16	5.72	8.36	10.07	20	1.4	8.7	22	13.1	33	21.8	55

Liquid Atomizing Nozzles

FullStream™ Cone Nozzles - 3/8 NPT



Model: FL301155
Material: Type 303 Stainless Steel



Model: FL301355
Material: Type 303 Stainless Steel



Model: FL301655
Material: Type 303 Stainless Steel



Model: FL302055
Material: Type 303 Stainless Steel



Model: FL302355
Material: Type 303 Stainless Steel



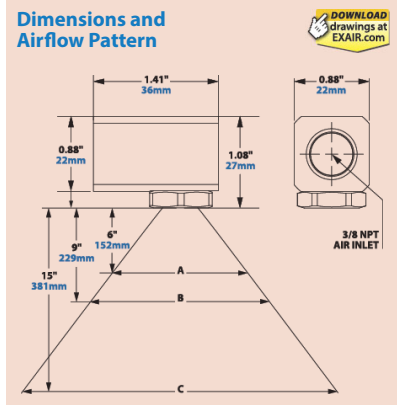
Model: FL302655
Material: Type 303 Stainless Steel



Model: FL302955
Material: Type 303 Stainless Steel

Model FL301155, FL301355, FL301655, FL302055, FL302355, FL302655 and FL302955

EXAIR's 3/8 FullStream Cone Nozzles, with a full cone spray pattern, are among the most common type of spray nozzles. Full cone spray nozzles are applied to solve cooling, cleaning, washing, rinsing and dust suppression applications throughout industry. Their tangential flow design is vaneless, which creates wide open internal features to resist clogging. This produces a uniform distribution in a full cone round pattern and medium to large droplets. Their right-angle design is compact and operates at up to 250 PSIG liquid pressure. FullStream nozzles work well with liquids containing particulate.



Compared to EXAIR's Air Atomizing nozzles the FullStream will have higher liquid flow rates.

For maximum liquid conservation and spray control visit page 68.

See page 95-2 for [How the FullStream Cone Nozzle Works](#).

		FullStream Cone Nozzles								Spray Angle									
Inlet Connection	Model	Capacity	Max Free Passage	Flow Rate GPM/LPM								Inlet Pressure PSI/BAR	Width						
				3 psi	5 psi	7 psi	10 psi	20 psi	40 psi	60 psi	A in		B in	C in	A cm	B cm	C cm		
3/8 NPT	FL301155	11	0.128"	GPM	0.57	0.76	0.91	1.10	1.52	2.20	2.70	7	0.5	8.1	21	12.1	31	20.2	51
				LPM	2.16	2.88	3.44	4.16	5.75	8.33	10.22	20	1.4	9.9	25	14.8	38	24.7	63
					60	4.1	10.4	26	15.6	40	26.1	66							
		13	0.144"	GPM	0.75	0.95	1.13	1.30	1.86	2.60	3.34	7	0.5	7.6	19	11.5	29	19.1	49
				LPM	2.84	3.60	4.28	4.92	7.04	9.84	12.64	20	1.4	9.0	23	13.6	35	22.6	57
					60	4.1	10.4	26	15.6	40	26.1	66							
	16	0.154"	GPM	0.98	1.10	1.25	1.60	2.23	2.90	3.60	7	0.5	7.6	19	11.5	29	19.1	49	
			LPM	3.71	4.16	4.73	6.06	8.44	10.98	13.63	20	1.4	9.7	25	14.6	37	24.3	62	
				60	4.1	10.4	26	15.6	40	26.1	66								
	20	0.172"	GPM	1.22	1.64	1.88	2.00	2.98	4.24	4.82	7	0.5	8.4	21	12.6	32	21.0	53	
			LPM	4.62	6.21	7.12	7.57	11.28	16.05	18.24	20	1.4	9.9	25	14.8	38	24.7	63	
				60	4.1	10.4	26	15.6	40	26.1	66								
	23	0.189"	GPM	1.36	1.76	1.96	2.30	3.18	4.56	5.38	7	0.5	9.0	23	13.6	35	22.6	57	
			LPM	5.15	6.66	7.42	8.71	12.04	17.26	20.36	20	1.4	10.2	26	15.4	39	25.6	65	
				60	4.1	11.2	28	16.8	43	18.0	46								
	26	0.204"	GPM	1.26	1.80	2.02	2.60	3.30	5.18	6.12	7	0.5	9.7	25	14.6	37	24.3	62	
			LPM	4.77	6.81	7.65	9.84	12.49	19.61	23.17	20	1.4	10.8	27	16.2	41	27.0	69	
				60	4.1	12.0	30	18.0	46	30.0	76								
	29	0.221"	GPM	1.30	1.84	2.28	2.90	3.62	5.48	6.48	7	0.5	9.9	25	14.8	38	24.7	63	
			LPM	4.92	6.97	8.63	10.98	13.70	20.74	24.53	20	1.4	10.8	27	16.2	41	27.0	69	
				60	4.1	12.0	30	18.0	46	30.0	76								