

R133

Brass high pressure regulator,
suitable for compressed air, gas and liquid



FEATURES

High pressure regulator for cylinder or manifold; standard version inlet pressure up to 220 bar (3190 psi), higher pressure for special versions.

Inlet cylinder connections according to UNI standard, other connections available on request.

Outlet pressure up to 15 bar (218 psi) is controlled by a stainless steel diaphragm (AISI 316L); greater outlet pressures are controlled by a piston.

The external chrome-plated finish and the stainless steel diaphragm make the R133 series suitable for laboratory and gas analysis applications, as well as for normal industrial applications.

Available the EAC-EX TP TC 012/2011 versions for the Russian market.

The product complies with the directive 2014/68/EU (PED).

SPECIFICATIONS

Inlet and outlet pressure gauges: accuracy class 1.6, G 1/4 ports

Diaphragm version regulator weight: ~2,4 kg (~5.29 lb)

Piston version regulator weight: ~2,9 kg (~6.39 lb)

Standard version operating temperature -20 °C ÷ +60 °C (-4 °F ÷ 140 °F)

Main valve leakage classification: VI (bubble tight)

Flow coefficient: Kv= 0.08 Nm³/h (Cv = 0.09 US gal/min)

MATERIALS

Body and bonnet: brass, chrome-plated outside

Internal parts: OT58 brass

Main valve spring: stainless steel AISI 302

Adjusting spring: C85 (not in contact with the fluid)

Diaphragm (for outlet pressure up to 15 bar):

- standard: stainless steel AISI 316
- for liquid and air relieving: two coupled diaphragms NBR+PTFE, PTFE in contact with the fluid

Piston (for greater outlet pressure): brass

O-ring: EPDM or FPM according to the fluid (other compounds available on request)

Main valve gasket: PA 6.6 (EPDM for maximum operating pressure Ps 15 bar)

ACCESSORIES

Panel mounting ring-nut

Wall mounting bracket and ring-nut

Not standard inlet and outlet connections

G 1/4 connections to pipe bonnet and overpressure valve, in case of use of dangerous fluid

Overpressure relieving function (for compressed only)

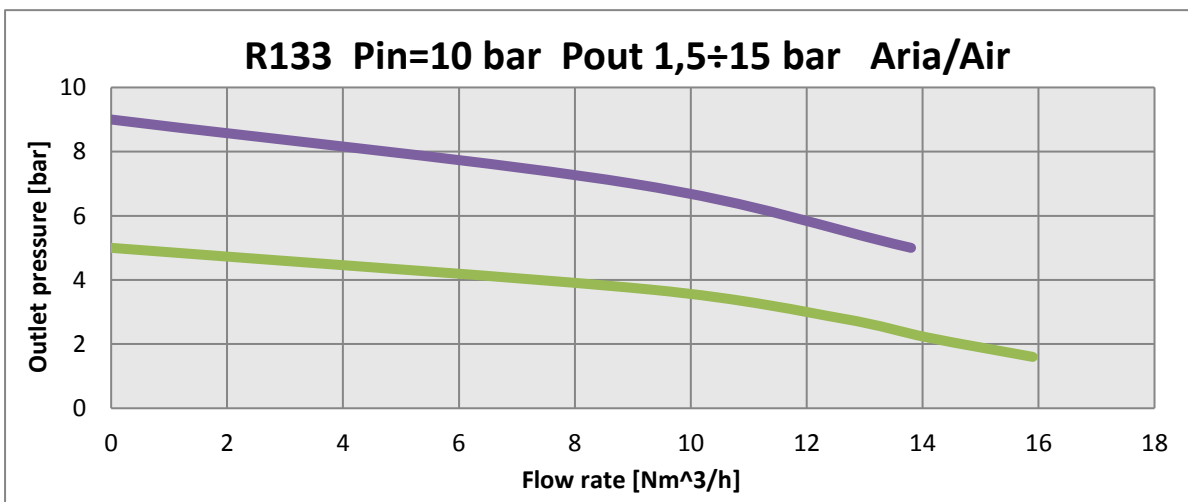
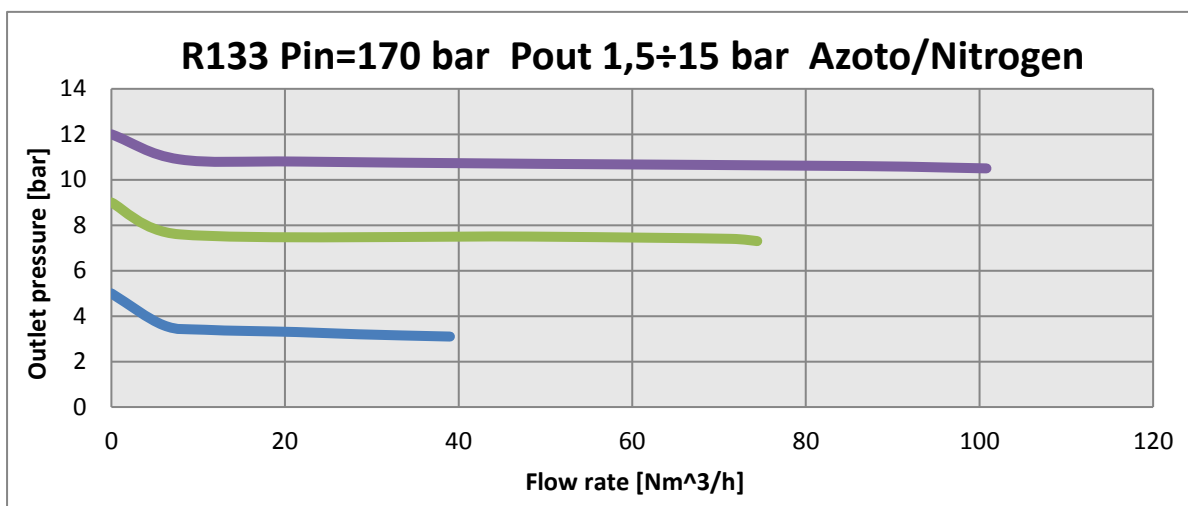
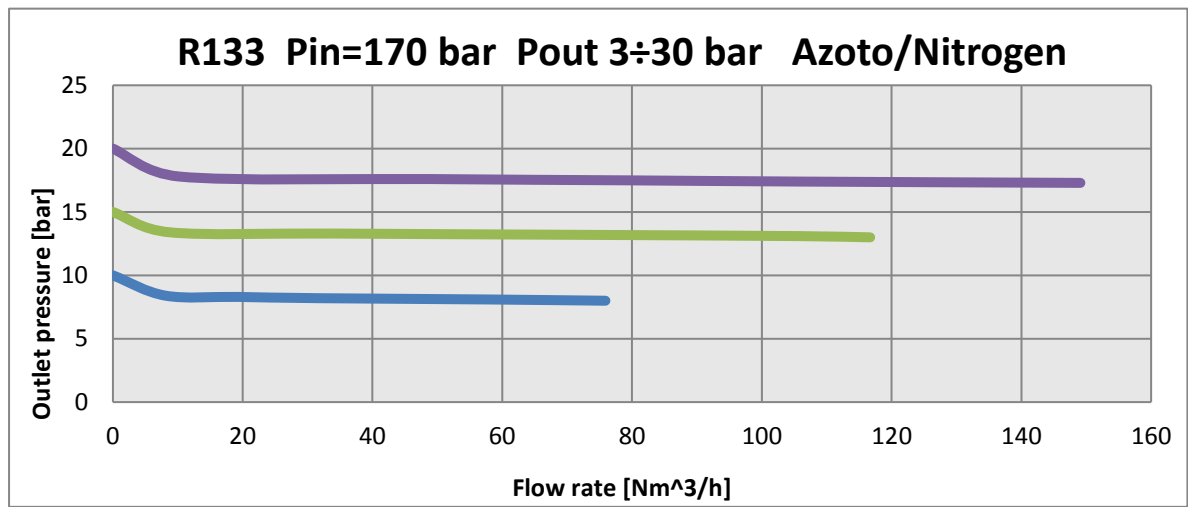
SPARE PARTS

Gauges

Overpressure valve

Complete kit: filter, complete main valve, o-rings, assembled diaphragm

flow charts



generating the product code

REGOLATORE R133 in Ottone			
AA BB CC DD E FF			
AA	Attacchi / Connections	00	Vedi tipo di fluido, tabella DD
BB	Pressione d'ingresso / Inlet pressure	B0	PS 15 bar L
		J0	PS 220 bar H
		L0	PS 80 bar M
CC	Intervallo d'uscita/ Outlet range	A0	Pout 0,2 - 1,5 bar
		D0	Pout 0,8 - 8 bar
		E0	Pout 1,5 - 15 bar
		F0	Pout 3-30 bar
		G0	Pout 5-50 bar
		V0	Pout 20-200 bar
		X0	Pout 10-100 bar
		DD	Tipologia di fluido / Fluid type
98	EPDM		
99	FPM		
U1	1H - UNI 11144 PED CLASSE III		
U2	2 -UNI 11144		
U5	5 -UNI 11144		
U6	6 -UNI 11144		
U7	7S -UNI 11144 - C2H2		
U8	8 -UNI 11144		
U9	9 -UNI 11144		
E	Marchiato / Marked	I	ID
FF	Accessori/Accessories	00	Nessun accessorio

CODE COMPOSITION EXAMPLE

133# 00 J0 E0 U1 I 00

133#:R133 brass regulator

00: Connection according to the fluid see table DD

J0: Inlet pressure 220 bar (3191 psi)

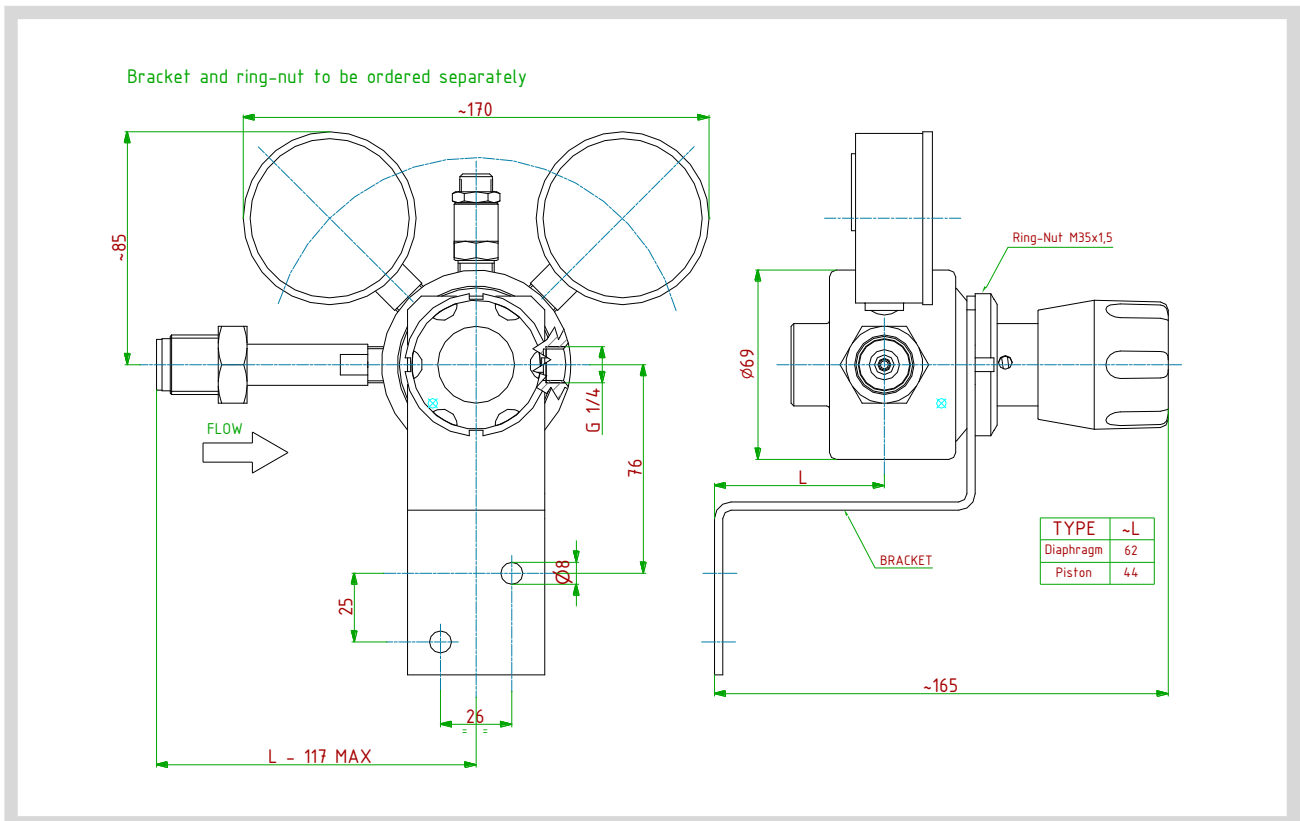
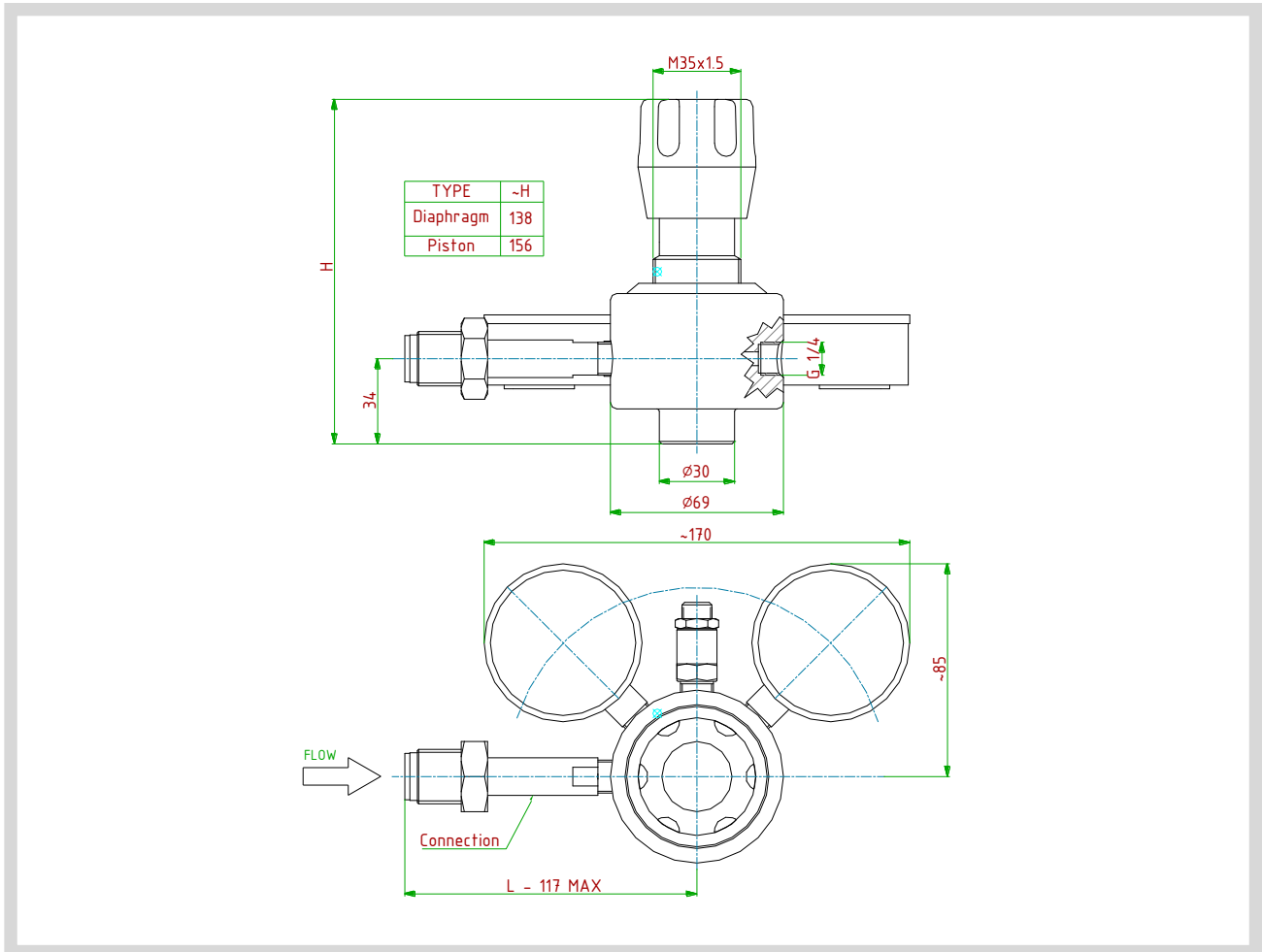
E0: Outlet pressure 1,5 - 15 bar (21,8 – 218 psi)

U1: Inlet connection 1H-UNI 1114

I: Insert Deal

00: No accessories

technical drawings (all dimensions in mm)



ID Insert Deal Srl

Strada dei Boschi, 40
20852 Villasanta (MB) Italia
tel. +39 039 302035
info@idinsertdeal.com
www.idinsertdeal.com

ID Insert Deal si riserva il diritto di cambiare le specifiche del prodotto senza preavviso.
ID Insert Deal reserves the right to change and/or modify product specifications without prior notice.

Riproduzione vietata. Tutti i diritti riservati; nessuna parte del presente documento può essere riprodotta senza autorizzazione di ID Insert Deal Srl.
Reproduction forbidden. All rights reserved; the hereby document can't be reproduced, also partially, without the authorization of ID Insert Deal Srl.

PRESSURE REGULATOR_R133_EN_04



Azienda con sistema di gestione qualità certificato.
certificato N° 50 100 9191
Company with certificated quality management system.
certificate N° 50 100 9191